

LIST PRICE PAGES

April 8, 2024

(These supercede list price pages dated April 25, 2022)

G

P

K

Price Pages Included in this Booklet:

Gasketed SDR35 Sewer Fittings
Solvent Weld SDR35 Sewer Fittings
Solvent Weld Schedule 40 Fittings
Gasketed Schedule 40 Fittings
Gasketed SDR26 Heavy Wall Sewer Fittings
Solvent Weld SDR26 Heavy Wall Sewer Fittings
Profile Pipe Fittings
CIOD (C900) Non Pressure

DISCOUNTS: Contact your GPK Sales Rep or Factory Salesman.

FREIGHT: Freight is paid on orders of \$1,750.00 net to points within the Continental U.S. only. Shipments to Hawaii, Alaska, and overseas points will be prepaid to point of embarkment only. All custom charges and other duties are the responsibility of the purchaser. If partial shipments are needed on a rush basis, shipped against a freight allowed order, it will be shipped immediately on a F.O.B. Fargo basis. All orders that do not qualify for prepaid freight will be shipped collect.

MINIMUM BILLING: \$75.00 Net.

RETURNS: Must be authorized by the factory. Normal terms are 25% restocking charge and return freight paid.

SPECIAL FITTINGS: Are available upon request. Once production has started on special items, cancellations will not be permitted. Special fittings are non-returnable.

PRICE PAGE DRAWINGS: Are not exact images of the finished product.

THIRD PARTY LISTINGS: To view our many parts listed by IAPMO and CSA visit the downloads section of our website www.gpk-fargo.com/downloads.

PRICES SUBJECT TO CHANGE WITHOUT NOTICE.

For Warranty, complete Terms and Conditions of Sale/ Shipment and use, see the inside back cover of this booklet or the back of your invoice.

1601 43rd St. N. ✦ Fargo, North Dakota ✦ 58102
Phone: 701-277-3225 ✦ Toll Free: 1-800-437-4670
Fax: 701-277-9286 or 1-800-822-6989
Visit our website at www.gpk-fargo.com

Gasketed
SDR35 Sewer Fittings

Solvent Weld
SDR35 Sewer Fittings

Solvent Weld
Schedule 40 Fittings

Gasketed
Schedule 40 Fittings


Gasketed
SDR26 Sewer Fittings

Solvent Weld
SDR26 Sewer Fittings

Profile Pipe
Fittings

CIOD (C900)
Non Pressure Fittings

ASTM D 3034 SDR 35 and ASTM F 679 GASKETED SEWER FITTINGS



1-800-437-4670
FAX 1-800-822-6989

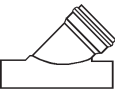

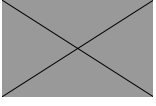
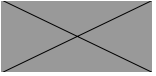


4" - 36" GASKETED SEWER FITTINGS

Short Skirt saddles with 4" and 6" branches onto 8" - 15" mains are available with or without protrusions.

Fittings are manufactured to ASTM D 3034 SDR 35, ASTM F 679 and ASTM F 1336 specifications.

Gasketed
SDR35 Sewer Fittings

SIZE	PART NUMBER	CTN/ CRATE	LB/ 100	LIST PRICE	SIZE	PART NUMBER	CTN/ CRATE	LB/ 100	LIST PRICE	SIZE	PART NUMBER	CTN/ CRATE	LB/ 100	LIST PRICE
SADDLE WYE GASKET BRANCH, SOLVENT SKIRT WITH STRAPS# 					SADDLE TEE GASKET BRANCH, SOLVENT SKIRT WITH STRAPS# 					SADDLE WYE GASKET BRANCH, GASKET SKIRT WITH STRAPS (Not recommended when air test is needed.)# 				
6x4*	101-0064	18/160	145	195.45	6x4*	102-0064	25/234	125	162.88	6x4*	135-0064	18/160	169	219.36
8x4*	101-0084	20/125	176	200.79	8x4*	102-0084	20/150	130	200.79	8x4*	135-0084	20/125	206	204.65
8x6*	101-0086	12/75	327	281.19	8x6*	102-0086	10/90	235	234.37	8x6*	135-0086	12/75	362	211.71
10x4*	101-0104	12	187	405.79	10x4*	102-0104	10	134	361.72	10x4*	135-0104	12	210	608.66
10x6*	101-0106	10/75	331	435.48	10x6*	102-0106	10	239	431.91	10x6*	135-0106	10/75	366	653.21
10x8	101-0108	2	955	946.40	10x8	102-0108	2	840	724.60	12x4*	135-0124	12	218	678.28
12x4*	101-0124	12	195	452.25	12x4*	102-0124	6	142	448.69	12x6*	135-0126	10	374	761.79
12x6*	101-0126	10	339	507.91	12x6*	102-0126	4	247	504.57	15x4*	135-0154	10	218	714.91
12x8	101-0128	2	955	1,332.76	12x8	102-0128	2	840	836.23	15x6*	135-0156	10	374	787.79
12x10	101-1210	1	1815	1,600.81	12x10	102-1210	2	1375	1,052.73	18x4	135-0184	1	560	1,274.65
15x4*	101-0154	10	195	476.58	15x4*	102-0154	6	142	474.40	18x6	135-0186	1	730	1,389.87
15x6*	101-0156	10	339	525.18	15x6*	102-0156	4	247	508.69	21x4	135-0214	1	580	1,323.52
15x8	101-0158	2	980	1,626.10	15x8	102-0158	2	840	999.16	21x6	135-0216	1	750	1,426.66
15x10	101-1510	1	1840	1,836.77	15x10	102-1510	2	1375	1,129.76	24x4	135-0244	1	590	1,348.32
15x12	101-1512	1	3100	2,241.25	15x12	102-1512	1	2200	1,691.22	24x6	135-0246	1	760	1,452.31
18x4*	101-0184	1	197	849.79	18x4*	102-0184	1	144	836.23	27x4	135-0274	1	600	1,415.19
18x6*	101-0186	1	341	926.60	18x6*	102-0186	1	249	921.23	27x6	135-0276	1	770	1,524.91
18x8	101-0188	1	980	1,819.19	18x8	102-0188	1	840	1,192.32	30x4	135-0304	1	610	1,486.54
18x10	101-1810	1	1840	2,029.95	18x10	102-1810	1	1375	1,322.93	30x6	135-0306	1	780	1,601.17
18x12	101-1812	1	3100	2,434.75	18x12	102-1812	1	2200	1,891.24	SADDLE TEE GASKET BRANCH, GASKET SKIRT WITH STRAPS (Not recommended when air test is needed.)# 				
18x15	101-1815	1	4000	2,614.73	18x15	102-1815	1	2950	2,064.64					
21x4*	101-0214	1	221	882.44	21x4*	102-0214	1	168	870.37					
21x6*	101-0216	1	365	963.64	21x6*	102-0216	1	273	958.15					
21x8	101-0218	1	980	1,891.97	21x8	102-0218	1	840	1,239.97	6x4*	136-0064	30/234	146	162.88
21x10	101-2110	1	1840	2,111.16	21x10	102-2110	1	1375	1,375.86	8x4*	136-0084	20/150	150	204.65
21x12	101-2112	1	3100	2,532.17	21x12	102-2112	1	2200	1,966.88	8x6*	136-0086	10/90	268	234.37
21x15	101-2115	1	4000	2,719.35	21x15	102-2115	1	2950	2,147.22	10x4*	136-0104	10	154	361.72
21x18	101-2118	1	9400	3,280.67	21x18	102-2118	1	6000	3,066.07	10x6*	136-0106	10	272	431.91
24x4*	101-0244	1	225	898.95	24x4*	102-0244	1	172	905.15	12x4*	136-0124	6	162	448.69
24x6*	101-0246	1	369	1,002.19	24x6*	102-0246	1	277	996.41	12x6*	136-0126	4	280	504.57
24x8	101-0248	1	980	1,967.66	24x8	102-0248	1	840	1,289.55	15x4*	136-0154	6	162	711.65
24x10	101-2410	1	1840	2,195.60	24x10	102-2410	1	1375	1,430.89	15x6*	136-0156	4	280	763.63
24x12	101-2412	1	3100	2,633.46	24x12	102-2412	1	2200	2,045.52	18x4	136-0184	1	490	1,254.35
24x15	101-2415	1	4000	2,828.10	24x15	102-2415	1	2950	2,233.11	18x6	136-0186	1	650	1,381.88
24x18	101-2418	1	9400	3,411.92	24x18	102-2418	1	6000	3,221.42	21x4	136-0214	1	510	1,305.54
24x21	101-2421	1	15000	3,880.29	24x21	102-2421	1	9000	3,626.42	21x6	136-0216	1	670	1,372.72
27x4*	101-0274	1	233	963.64	27x4*	102-0274	1	180	950.44	24x4	136-0244	1	530	1,330.43
27x6*	101-0276	1	377	1,052.27	27x6*	102-0276	1	285	1,046.28	24x6	136-0246	1	690	1,397.12
27x8	101-0278	1	980	2,066.00	27x8	102-0278	1	840	1,354.11	27x4	136-0274	1	540	1,330.43
27x10	101-2710	1	1840	2,305.36	27x10	102-2710	1	1375	1,502.45	27x6	136-0276	1	710	1,397.12
27x12	101-2712	1	3100	2,765.12	27x12	102-2712	1	2200	2,147.80	30x4	136-0304	1	550	1,352.45
27x15	101-2715	1	4000	2,969.52	27x15	102-2715	1	2950	2,344.79	30x6	136-0306	1	720	1,480.18
27x18	101-2718	1	9400	3,582.54	27x18	102-2718	1	6000	3,382.49	36x4	136-0364	1	560	1,374.49
27x21	101-2721	1	15000	4,035.48	27x21	102-2721	1	9000	3,807.74	36x6	136-0366	1	730	1,563.25
30x4	101-0304	1	241	1,209.32	27x24	102-2724	1	13600	4,478.45					
30x6	101-0306	1	385	1,303.60	30x4	102-0304	1		1,179.84					
					30x6	102-0306	1		1,269.84					

*DENOTES MOLDED FITTING. ALL OTHERS ARE FABRICATED.
FOR SADDLES WITH CENTERING RING ADD 10% TO THE LIST PRICE.

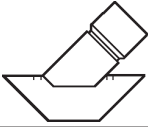
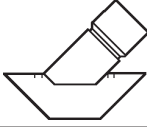
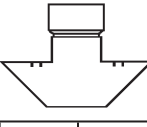
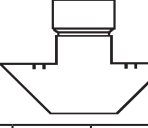


4" - 36" GASKETED SEWER FITTINGS

Short Skirt saddles with 4" and 6" branches onto 8" - 15" mains are available with or without protrusions.

Fittings are manufactured to ASTM D 3034 SDR 35, ASTM F 679 and ASTM F 1336 specifications.

Gasketed SDR35 Sewer Fittings

SIZE	PART NUMBER	CTN/ CRATE	LB/ 100	LIST PRICE	SIZE	PART NUMBER	CTN/ CRATE	LB/ 100	LIST PRICE	SIZE	PART PREFIX	LIST PRICE					
SADDLE WYE PSM GASKET SKIRT x IPS HUB BRANCH# WITH STRAPS 					SADDLE WYE PSM SOLVENT SKIRT x IPS HUB BRANCH# WITH STRAPS 					TEE or WYE SADDLES for DISSIMILAR MATERIALS outlets are SDR 35 Gasketed or Solvent Weld# (No size on size available) Non-Returnable							
6x4	735-0064		213	199.12	6x4	701-0064		195	199.12	6" - 8.5" OD x 4"	164-	276.66					
8x4	735-0084	20	223	260.11	8x4	701-0084		200	260.11	8.6" - 10.5" OD x 4"	164-	557.45					
8x6	735-0086		468	284.92	8x6	701-0086		433	284.92	10.6" - 15.5" OD x 4"	164-	650.14					
10x4	735-0104		227	405.79	10x4	701-0104		204	405.79	15.6" - 21.5" OD x 4"	164-	938.57					
10x6	735-0106		472	435.48	10x6	701-0106		437	435.48	21.6" - 48" OD x 4"	164-	1,167.83					
12x4	735-0124		235	452.25	12x4	701-0124		212	452.25								
12x6	735-0126		426	507.91	12x6	701-0126		391	507.91	6" - 8.6" OD x 6"	166-	401.86					
15x4	735-0154		235	476.58	15x4	701-0154		212	476.58	8.6" - 10.5" OD x 6"	166-	616.35					
15x6	735-0156		426	525.18	15x6	701-0156		391	525.18	10.6" - 15.5" OD x 6"	166-	716.19					
18x4	735-0184		610	849.79	18x4	701-0184		300	849.79	15.6" - 21.5" OD x 6"	166-	1,189.74					
18x6	735-0186		810	926.60	18x6	701-0186		535	926.60	21.6" - 48" OD x 6"	166-	1,238.42					
21x4	735-0214		630	849.79	SADDLE TEE PSM SOLVENT SKIRT x IPS HUB BRANCH# WITH STRAPS 												
21x6	735-0216		830	926.60						8.6" - 10.5" OD x 8"	168-	1,903.57					
24x4	735-0244		640	898.95						10.6" - 15.5" OD x 8"	168-	2,304.28					
24x6	735-0246		840	967.48						15.6" - 21.5" OD x 8"	168-	2,577.97					
27x4	735-0274		650	898.95	6x4	702-0064		198	186.80	21.6" - 48" OD x 8"	168-	2,599.44					
27x6	735-0276		850	967.48	8x4	702-0084		157	248.67								
30x4	735-0304		660	898.95	8x6	702-0086		349	281.88	10.6" - 15.5" OD x 10"	169-	2,567.82					
30x6	735-0306		860	967.48	10x4	702-0104		161	361.72	15.6" - 21.5" OD x 10"	169-	2,876.56					
SADDLE TEE PSM GASKET SKIRT x IPS HUB BRANCH# WITH STRAPS 					10x6	702-0106		353	431.91	21.6" - 48" OD x 10"	169-	2,898.28					
					12x4	702-0124		169	448.69								
					12x6	702-0126		361	504.57	12.5" - 15.5" OD x 12"	170-	3,175.92					
					15x4	702-0154		169	474.40	15.6" - 21.5" OD x 12"	170-	3,262.63					
					15x6	702-0156		361	508.69	21.6" - 48" OD x 12"	170-	3,471.55					
6x4	736-0064		185	186.80	18x4	702-0184			836.23								
8x4	736-0084	12	177	248.67	18x6	702-0186			921.23	15.5" - 21.5" OD x 15"	171-	3,705.12					
8x6	736-0086	2	382	281.88	EXTRA 300 SERIES STAINLESS STEEL STRAPS					21.6" - 48" OD x 15"	171-	3,726.77					
10x4	736-0104	4	181	361.72						18.5" - 21.5" OD x 18"	172-	4,344.47					
10x6	736-0106		386	431.91						21.6" - 48" OD x 18"	172-	4,690.51					
12x4	736-0124		189	448.69													
12x6	736-0126		394	504.57						6	133-0006	50	11	43.59			
15x4	736-0154		189	474.40						8	133-0008	50	13	47.88	21.5" - 48" OD x 21"	173-	5,355.14
15x6	736-0156		394	508.69						10	133-0010	50	15	52.27			
18x4	736-0184		500	836.23						15	133-0015	50	19	57.25	25" - 48" OD x 24"	174-	6,346.06
18x6	736-0186		680	921.23						18	133-0018	50	20	95.40	(Tee Only)		
21x4	736-0214		520	870.37													
21x6	736-0216		700	926.14													
24x4	736-0244		540	886.84													
24x6	736-0246		720	931.38													
27x4	736-0274		550	886.84													
27x6	736-0276		740	931.38													
30x4	736-0304		560	886.84													
30x6	736-0306		750	931.38													

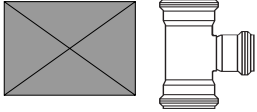

4 *DENOTES MOLDED FITTING. ALL OTHERS ARE FABRICATED.
 # FOR SADDLES WITH CENTERING RING ADD 10% TO THE LIST PRICE.



4" - 36" GASKETED SEWER FITTINGS

Fittings are manufactured to ASTM D 3034 SDR 35, ASTM F 679 and ASTM F 1336 specifications.

SDR35 Sewer Fittings Gasketed

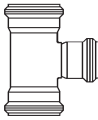
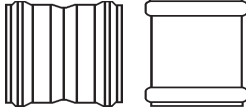
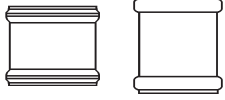
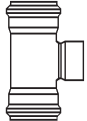
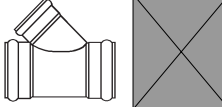
SIZE	PART NUMBER	CTN/ CRATE	LB/ 100	LIST PRICE	SIZE	PART NUMBER	CTN/ CRATE	LB/ 100	LIST PRICE	SIZE	PART NUMBER	CTN/ CRATE	LB/ 100	LIST PRICE
FULL & REDUCING TEE GxGxG 					27x6	103-0276		16600	14,280.55	12x12	104-1212	1/6	2975	2,120.15
					27x8	103-0278		17500	16,302.05	15x4	104-0154	1/6	2595	1,911.06
					27x10	103-2710		18500	17,145.86	15x6	104-0156	1/6	2905	2,029.15
					27x12	103-2712		19500	18,748.63	15x8	104-0158	2/5	3295	2,065.64
4x4*	103-0044	8/150	150	92.81	27x15	103-2715		21200	21,165.33	15x10	104-1510	2/5	3640	2,443.54
6x4*	103-0064	7/60	297	194.43	27x18	103-2718		23200	21,687.92	15x12	104-1512	2/4	4085	2,640.25
6x6*	103-0066	6.56	443	198.75	27x21	103-2721		25800	22,337.49	15x15	104-1515	1/2	5325	3,337.06
8x4*	103-0084	8/32	550	300.35	27x24	103-2724		29300	27,637.73	18x4	104-0184	1/5	4700	4,839.59
8x6*	103-0086	8/30	651	310.76	27x27	103-2727		33200	28,419.45	18x6	104-0186	1/4	5100	5,005.64
8x8*	103-0088	6/24	848	441.01	30x4	103-0304			18,971.61	18x8	104-0188	1/4	5600	5,231.28
10x4*	103-0104	4/20	1042	975.85	30x6	103-0306			19,085.33	18x10	104-1810	1/4	6200	5,434.60
10x6*	103-0106	4/20	1102	992.33	30x8	103-0308			21,786.53	18x12	104-1812	1/4	6800	5,584.35
10x8	103-0108	2/11	1715	1,570.26	30x10	103-3010			22,914.41	18x15	104-1815	1/2	7900	5,951.39
10x10	103-1010	2/8	1980	1,611.99	30x12	103-3012			25,056.66	18x18	104-1818	1/2	10100	6,286.56
12x4*	103-0124	1/12	1715	1,193.19	30x15	103-3015			28,286.21	21x4	104-0214	1/3	7200	6,540.19
12x6*	103-0126	1/12	1769	1,257.54	30x18	103-3018			28,985.11	21x6	104-0216	1/3	7800	7,040.26
12x8	103-0128	1/6	2375	1,725.84	30x21	103-3021			29,853.05	21x8	104-0218	1/2	8400	7,587.24
12x10	103-1210	1/5	2675	2,023.57	30x24	103-3024			36,936.57	21x10	104-2110	1	9100	8,177.27
12x12	103-1212	1/5	3050	2,316.25	30x27	103-3027			37,980.84	21x12	104-2112	1	9900	8,788.85
15x4	103-0154	1/6	2690	1,937.01	30x30	103-3030			47,476.18	21x15	104-2115	1	11200	9,849.14
15x6	103-0156	1/5	3000	2,086.22	36x4	103-0364			23,748.68	21x18	104-2118	1	12600	11,218.70
15x8	103-0158	2/5	3380	2,246.08	36x6	103-0366			24,813.56	21x21	104-2121	1	15400	14,972.04
15x10	103-1510	2/3	3740	2,500.46	36x8	103-0368			29,173.45	24x4	104-0244	1	10400	10,605.26
15x12	103-1512	1/3	4180	2,950.62	36x10	103-3610			29,543.16	24x6	104-0246	1	11200	13,015.18
15x15	103-1515	1/3	5430	3,832.27	36x12	103-3612			31,214.81	24x8	104-0248	1	11900	13,365.55
18x4	103-0184	1/4	4900	4,888.28	36x15	103-3615			34,027.69	24x10	104-2410	1	12800	13,497.84
18x6	103-0186	1/4	5300	5,053.94	36x18	103-3618			36,643.65	24x12	104-2412	1	13700	14,032.34
18x8	103-0188	1/4	5800	5,280.26	36x21	103-3621			41,650.58	24x15	104-2415	1	15200	14,209.69
18x10	103-1810	1/2	6400	5,483.45	36x24	103-3624			46,613.29	24x18	104-2418	1	16800	20,436.15
18x12	103-1812	1/2	7000	5,633.39	36x27	103-3627			50,559.36	24x21	104-2421	1	19200	22,109.08
18x15	103-1815	1/2	8100	5,999.43	36x30	103-3630			63,201.20	24x24	104-2424	1	23300	27,166.93
18x18	103-1818	1/2	10200	6,335.47	36x36	103-3636			79,001.45	27x4	104-0274	1	15400	12,178.30
21x4	103-0214	1/3	7300	6,876.54	FULL & REDUCING TEE SxGxG 					27x6	104-0276	1	16300	13,100.13
21x6	103-0216	1/3	7900	7,376.58						27x8	104-0278	1	17200	15,322.66
21x8	103-0218	1/2	8600	7,923.68						27x10	104-2710	1	18200	15,659.89
21x10	103-2110	1	9300	8,513.84						27x12	104-2712	1	19200	17,394.19
21x12	103-2112	1	10000	9,125.67	4x4	104-0044	5/120		107.27	27x15	104-2715	1	20900	19,861.43
21x15	103-2115	1	11400	10,185.49	6x4	104-0064	6/54	400	220.73	27x18	104-2718	1	22900	21,689.35
21x18	103-2118	1	12800	11,557.90	6x6*	104-0066	7/36	352	201.76	27x21	104-2721	1	25400	22,337.49
21x21	103-2121	1	15600	15,319.84	8x4*	104-0084	8/36	547	297.22	27x24	104-2724	1	29000	27,637.73
24x4	103-0244	1	10900	10,850.37	8x6*	104-0086	4/30	645	307.59	27x27	104-2727	1	32900	27,882.86
24x6	103-0246	1	11600	13,156.76	8x8	104-0088	3/24	1210	473.96					
24x8	103-0248	1	12400	13,365.08	10x4	104-0104	3/12	1175	965.16					
24x10	103-2410	1	13200	13,955.72	10x6	104-0106	2/12	1320	1,001.46					
24x12	103-2412	1	14100	14,210.62	10x8	104-0108	2/8	1645	1,563.85					
24x15	103-2415	1	15600	14,767.53	10x10	104-1010	2/8	1910	1,611.99					
24x18	103-2418		17300	20,436.08	12x4	104-0124	2/10	1620	1,181.10					
24x21	103-2421		19600	22,108.91	12x6	104-0126	2/10	2905	1,203.47					
24x24	103-2424		23600	27,166.18	12x8	104-0128	1/6	2250	1,661.54					
27x4	103-0274		15700	14,195.64	12x10	104-1210	1/6	2580	1,997.67					

*DENOTES MOLDED FITTING. ALL OTHERS ARE FABRICATED.



4" - 36" GASKETED SEWER FITTINGS

Fittings are manufactured to ASTM D 3034 SDR 35, ASTM F 679 and ASTM F 1336 specifications.

SIZE	PART NUMBER	CTN/ CRATE	LB/ 100	LIST PRICE	SIZE	PART NUMBER	CTN/ CRATE	LB/ 100	LIST PRICE	SIZE	PART NUMBER	CTN/ CRATE	LB/ 100	LIST PRICE
SDR-35 GASKET x SCH40 GASKET TEE 					STOP COUPLING GxG 					12x10	107-1210	2/4	3325	2,463.47
										12x12	107-1212	1/4	4000	2,564.63
										15x4	107-0154	1/6	2900	1,973.67
										15x6	107-0156	1/5	3280	2,363.83
										15x8	107-0158	2/5	3900	2,636.01
6x4	963-0064		570	383.33	4*	105-0004	24/400	71	70.76	15x10	107-1510	1/3	4800	3,167.92
8x4	963-0084	5/25	920	494.59	6*	105-0006	16/100	188	141.26	15x12	107-1512	1/2	5445	3,528.97
8x6*	963-0086	3/30	1140	550.92	8*	105-0008	12/60	411	239.96	15x15	107-1515	1/2	6675	4,455.97
10x4	163-0104	3/16	1300	1,016.47	10*	105-0010	4/24	751	532.55	18x4	107-0184	1/4	5400	4,533.49
10x6	163-0106	3/12	1500	1,037.14	12*	105-0012	1/16	1184	773.83	18x6	107-0186	1/4	5800	4,592.28
12x4	163-0124	2/12	1800	1,233.84	15	105-0015	1/10	1812	1,601.00	18x8	107-0188	1/3	6700	4,755.05
12x6	163-0126	2/10	2100	1,302.46	18	105-0018	1/6	3900	3,116.49	18x10	107-1810	1	7600	5,342.24
15x4	163-0154	1/6	2775	1,977.60	21	105-0021	1	5900	5,311.24	18x12	107-1812	1	8700	5,740.43
15x6	163-0156	1/6	3100	2,131.12	24	105-0024	1	9000	7,737.35	18x15	107-1815	1	10300	6,143.21
18x4	163-0184	1/4	4975	4,928.67	27	105-0027	1	12700	8,725.36	18x18	107-1818	1	13500	7,979.75
18x6	163-0186	1/4	5400	5,098.99	30	105-0030	1	22200	11,212.49	21x4	107-0214	1	7900	7,302.02
21x4	163-0214	1/3	7375	6,917.03	36	105-0036	1		14,351.93	21x6	107-0216	1	8500	7,827.07
21x6	163-0216	1/3	8000	7,421.45	REPAIR COUPLING GxG 					21x8	107-0218	1	9600	8,827.18
24x4	163-0244	1	11000	10,890.80						21x10	107-2110	1	11000	9,949.80
24x6	163-0246	1	11700	13,201.73						21x12	107-2112	1	12000	10,760.68
27x4	163-0274	1	15800	14,236.16						21x15	107-2115	1	13900	12,462.78
27x6	163-0276	1	16700	14,325.74						21x18	107-2118	1	17200	14,676.05
SDR-35 GASKET x SCH40 HUB TEE 					4*	106-0004	24/400	67	70.76	21x21	107-2121	1	21900	19,204.11
					6*	106-0006	16/100	187	141.26	24x4	107-0244	1	11700	11,013.84
					8*	106-0008	12/60	396	239.96	24x6	107-0246	1	12300	12,606.60
					10*	106-0010	4/24	736	532.55	24x8	107-0248	1	13700	13,595.83
					12*	106-0012	1/16	1249	773.83	24x10	107-2410	1	15300	13,742.92
6x4	973-0064	8	505	323.94	15	106-0015	1/9	2130	1,601.00	24x12	107-2412	1	16500	14,032.34
8x4*	973-0084	8/30	770	471.05	18	106-0018	1/6	3000	3,116.49	24x15	107-2415	1	18600	14,135.36
8x6*	973-0086	6/30	819	524.69	21	106-0021	1	4400	5,311.12	24x18	107-2418	1	21900	19,854.33
10x4	703-0104	3	1246	975.85	24	106-0024	1	6000	7,737.35	24x21	107-2421	1	27100	21,772.75
10x6	703-0106	3	1417	992.31	27	106-0027	1	9000	8,725.36	24x24	107-2424	1	22000	23,939.44
12x4	703-0124	2	1726	1,193.19	30	106-0030	1	22000	11,212.49	27x4	107-0274	1	16500	14,202.55
12x6	703-0126	1	2007	1,257.51	36	106-0036	1	28500	14,351.93	27x6	107-0276	1	17400	14,858.05
15x4	703-0154	1	2700	1,937.01	FULL AND REDUCING WYE GxGxG 					27x8	107-0278	1	19100	17,481.53
15x6	703-0156	1	3030	2,086.09						27x10	107-2710	1	21000	17,734.14
18x4	703-0184	1	4910	4,887.98						27x12	107-2712	1	22300	18,685.47
18x6	703-0186	1	5330	5,053.87						27x15	107-2715	1	25100	20,369.75
21x4	703-0214	1	7310	6,876.42						27x18	107-2718	1	28600	21,936.21
21x6	703-0216	1	7930	7,376.30	4x4*	107-0044	8/110	180	98.74	27x21	107-2721	1	31600	24,933.42
24x4	703-0244	1	10910	10,850.15	6x4*	107-0064	6/54	373	200.23	27x24	107-2724	1	39500	27,904.71
24x6	703-0246	1	11630	13,156.69	6x6*	107-0066	5/43	461	226.69	27x27	107-2727	1	36000	30,266.41
27x4	703-0274	1	15710	14,195.64	8x4*	107-0084	8/32	619	298.73	30x4	107-0304			19,920.17
27x6	703-0276	1	16630	14,280.55	8x6*	107-0086	6/22	791	356.22	30x6	107-0306			20,039.63
					8x8*	107-0088	4/18	1103	621.10	30x8	107-0308			23,362.98
					10x4*	107-0104	4/20	1067	908.67	30x10	107-3010			24,060.15
					10x6*	107-0106	2/16	1359	923.71	30x12	107-3012			27,562.34
					10x8	107-0108	2/8	2075	1,460.10	30x15	107-3015			31,114.84
					10x10	107-1010	3/6	3000	1,834.03	30x18	107-3018			31,883.62
					12x4*	107-0124	1/10	2034	1,308.36					
					12x6*	107-0126	1/10	2106	1,349.16					
					12x8	107-0128	3/6	2675	2,015.45					


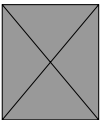
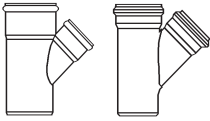
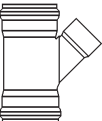
Gasketed SDR35 Sewer Fittings



4" - 36" GASKETED SEWER FITTINGS

Gasketed
SDR35 Sewer Fittings

Fittings are manufactured to ASTM D 3034 SDR 35, ASTM F 679 and ASTM F 1336 specifications.

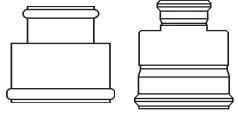
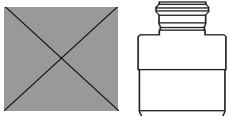
SIZE	PART NUMBER	CTN/ CRATE	LB/ 100	LIST PRICE	SIZE	PART NUMBER	CTN/ CRATE	LB/ 100	LIST PRICE	SIZE	PART NUMBER	CTN/ CRATE	LB/ 100	LIST PRICE
FULL AND REDUCING WYE GxGxG 					18x12	108-1812	1	8500	6,802.34	SDR-35 GASKET x SCH40 GASKET WYE 				
					18x15	108-1815	1	10100	7,064.77					
					18x18	108-1818	1	13400	9,180.09					
					21x4	108-0214	1	7700	8,397.34					
30x21	107-3021			33,322.28	21x6	108-0216	1	8300	9,001.17	6x4	967-0064	5/30	600	486.44
30x24	107-3024			38,783.36	21x8	108-0218	1	9500	10,151.30	8x4	967-0084	5/23	1075	482.11
30x27	107-3027			40,449.68	21x10	108-2110	1	10800	11,442.29	8x6	967-0086	5/20	1350	579.04
30x30	107-3030			50,562.06	21x12	108-2112	1	11800	12,374.79	10x4	167-0104	3	1425	948.62
36x4	107-0364			26,493.82	21x15	108-2115	1	13700	14,332.17	10x6	167-0106	2	1750	968.80
36x6	107-0366			26,652.70	21x18	108-2118	1	17000	16,877.45	12x4	167-0124	1/12	2000	1,505.05
36x8	107-0368			30,632.20	21x21	108-2121	1	21700	22,084.71	12x6	167-0126	1/10	2275	1,431.96
36x10	107-3610			31,999.99	24x4	108-0244	1	11200	13,101.85	15x4	167-0154	1/6	3000	2,014.01
36x12	107-3612			34,991.61	24x6	108-0246	1	11900	16,643.32	15x6	167-0156	1/5	3450	2,441.75
36x15	107-3615			39,501.67	24x8	108-0248	1	13300	17,026.17	18x4	167-0184	1/4	5500	4,574.15
36x18	107-3618			40,477.70	24x10	108-2410	1	15000	17,653.92	18x6	167-0186	1/4	5975	4,637.13
36x21	107-3621			43,733.11	24x12	108-2412	1	16100	17,976.43	21x4	167-0214		8000	7,342.61
36x24	107-3624			51,581.98	24x15	108-2415	1	18300	18,680.92	21x6	167-0216		8700	7,871.98
36x27	107-3627			53,087.32	24x18	108-2418	1	21600	25,851.77	24x4	167-0244		11800	11,054.53
36x30	107-3630			70,543.44	24x21	108-2421	1	21800	27,967.73	24x6	167-0246		12500	12,651.50
36x36	107-3636			93,822.85	24x24	108-2424	1	21700	34,365.23	27x4	167-0274		16600	14,243.22
FULL & REDUCING WYE SxGxG 					27x4	108-0274	1	16200	17,957.47	27x6	167-0276		17600	14,902.93
					27x6	108-0276	1	17100	18,064.92	SDR-35 GASKET x SCH40 HUB WYE 				
					27x8	108-0278	1	18800	20,622.09					
					27x10	108-2710	1	20700	21,689.53					
27x12	108-2712	1	22000	23,717.03										
4x4	108-0044	12/80	219	128.08	27x15	108-2715	1	24800	26,774.44	6x4	977-0064	8/30	600	462.44
6x4*	108-0064	7/54	335	200.23	27x18	108-2718	1	28300	27,435.24	8x4*	977-0084	6/27	925	407.85
6x6	108-0066	6/36	675	242.80	27x21	108-2721	1	31300	28,622.60	8x6*	977-0086	5/21	1023	514.78
8x4*	108-0084	4/32	613	297.22	27x24	108-2724	1	39100	34,961.65	10x4	707-0104	3/1	1375	1,116.98
8x6*	108-0086	6/24	796	356.22	27x27	108-2727	1	35700	35,950.59	10x6	707-0106	2/10	1655	1,260.14
8x8	108-0088	2	1350	943.45						12x4	707-0124	1/12	1960	1,400.70
10x4*	108-0104	4/20	1004	961.92						12x6	707-0126	1/7	2180	1,567.34
10x6*	108-0106	2/16	1295	1,012.26						15x4	707-0154		2950	2,171.00
10x8	108-0108	3	2000	1,501.64						15x6	707-0156		3360	2,600.24
10x10	108-1010	3	2525	1,801.94						18x4	707-0184		5450	5,645.92
12x4	108-0124	1	1840	1,326.98						18x6	707-0186		5880	5,837.29
12x6	108-0126	1	2025	1,359.90						21x4	707-0214		7950	8,032.21
12x8	108-0128	3	2600	1,989.38						21x6	707-0216		8580	8,609.79
12x10	108-1210	2	3250	2,437.22						24x4	707-0244		11750	12,532.21
12x12	108-1212	1	3920	2,549.17						24x6	707-0246		12380	15,919.71
15x4	108-0154	1	2810	2,049.08						27x4	707-0274		16550	14,202.55
15x6	108-0156	2	3190	2,305.60						27x6	707-0276		17480	14,857.89
15x8	108-0158	2	3700	2,681.93										
15x10	108-1510	1	4700	3,093.42										
15x12	108-1512	1	5475	3,569.95										
15x15	108-1515	1	6475	4,137.67										
18x4	108-0184	1	5200	5,151.18										
18x6	108-0186	1	5700	6,102.65										
18x8	108-0188	1	6600	6,375.89										
18x10	108-1810	1	7500	6,621.26										

*DENOTES MOLDED FITTING. ALL OTHERS ARE FABRICATED.



4" - 36" GASKETED SEWER FITTINGS

Fittings are manufactured to ASTM D 3034 SDR 35, ASTM F 679 and ASTM F 1336 specifications.




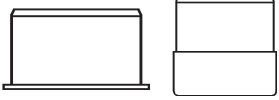
SIZE	PART NUMBER	CTN/ CRATE	LB/ 100	LIST PRICE	SIZE	PART NUMBER	CTN/ CRATE	LB/ 100	LIST PRICE	SIZE	PART NUMBER	CTN/ CRATE	LB/ 100	LIST PRICE
CONCENTRIC REDUCER COUPLING GxG 					15x18	109-1518	1	4500	2,548.37	21x10	110-2110	1	5900	2,991.38
					15x21	109-1521	1	7200	4,079.11	21x12	110-2112	1	6200	3,062.94
					15x24	109-1524	1	10200	7,311.99	21x15	110-2115	1	6900	3,180.96
					15x27	109-1527	1	13500	7,509.36	21x18	110-2118	1	7500	3,449.23
					4x6*	109-0046	12/210	147	203.12	15x30	109-1530	1		21,057.91
4x8	109-0048	8/100	300	322.40	15x36	109-1536	1		26,919.35	24x6	110-0246	1	7700	6,028.85
4x10	109-0410	4/36	540	743.03	18x21	109-1821	1	7900	4,395.34	24x8	110-0248	1	7800	6,103.93
4x12	109-0412	2/24	880	1,081.61	18x24	109-1824	1	10800	7,704.57	24x10	110-2410	1	8100	6,246.45
4x15	109-0415	1/5	2170	1,704.42	18x27	109-1827	1	14400	7,818.81	24x12	110-2412	1	8400	6,327.63
4x18	109-0418	1/4	3400	2,241.82	18x30	109-1830	1		26,954.09	24x15	110-2415	1	9000	6,507.79
4x21	109-0421	1/2	5800	3,233.64	18x36	109-1836	1		28,205.97	24x18	110-2418	1	9700	6,791.89
4x24	109-0424	1	8700	6,740.02	21x24	109-2124	1	11100	8,356.73	24x21	110-2421	1	9900	7,983.03
4x27	109-0427	1	12200	6,918.88	21x27	109-2127	1	15800	9,010.71	27x4	110-0274	1	11100	6,083.35
4x30	109-0430	1		8,858.49	21x30	109-2130	1		28,205.97	27x6	110-0276	1	11200	6,129.01
4x36	109-0436	1		11,332.61	21x36	109-2136	1		29,751.51	27x8	110-0278	1	11400	6,213.34
6x8*	109-0068	10/100	324	338.55	24x27	109-2427	1	17800	9,761.09	27x10	110-2710	1	11600	6,295.07
6x10	109-0610	4/24	640	880.18	24x30	109-2430	1		31,683.47	27x12	110-2712	1	11900	6,305.76
6x12	109-0612	2/16	970	1,144.29	24x36	109-2436	1		32,842.61	27x15	110-2715	1	12500	6,657.90
6x15	109-0615	1/5	2320	1,790.56	27x30	109-2730	1		32,456.21	27x18	110-2718	1	13400	7,008.49
6x18	109-0618	1/4	3500	2,280.47	27x36	109-2736	1		34,388.13	27x21	110-2721	1	14700	8,170.54
6x21	109-0621	1	5300	3,267.16	30x36	109-3036	1		39,488.37	27x24	110-2724	1	16800	9,761.09
6x24	109-0624	1	8800	6,805.66	CONCENTRIC REDUCER BUSHING SxG 					30x4	110-0304	1		7,789.48
6x27	109-0627	1	12300	6,950.17						30x6	110-0306	1		7,843.60
6x30	109-0630	1		9,195.90						30x8	110-0308	1		10,038.29
6x36	109-0636	1		11,386.73						30x10	110-3010	1		12,851.15
8x10	109-0810	6/36	840	1,021.43						6x4*	110-0064	16/290	115	102.98
8x12	109-0812	2/20	1160	1,325.58	8x4	110-0084	16/100	290	281.30	30x15	110-3015	1		21,057.91
8x15	109-0815	1	2425	1,941.76	8x6*	110-0086	10/100	315	315.08	30x18	110-3018	1		26,954.09
8x18	109-0818	1	3600	2,314.17	10x4	110-0104	4/24	790	737.25	30x21	110-3021	1		28,205.97
8x21	109-0821	1	6000	3,313.57	10x6	110-0106	4/24	890	765.90	30x24	110-3024	1		31,683.47
8x24	109-0824	1	9000	6,884.04	10x8	110-0108	4/20	1025	910.89	30x27	110-3027	1		32,456.21
8x27	109-0827	1	12400	7,024.57	12x4	110-0124	2/18	1160	983.72	36x4	110-0364	1		9,964.82
8x30	109-0830	1		11,386.73	12x6	110-0126	2/18	1260	1,005.08	36x6	110-0366	1		10,038.29
8x36	109-0836	1		14,574.40	12x8	110-0128	2/18	1440	1,152.19	36x8	110-0368	1		12,851.15
10x12	109-1012	2/16	1260	1,530.38	12x10	110-1210	2	1520	1,277.72	36x10	110-3610	1		16,452.21
10x15	109-1015	1	2580	2,139.35	15x4	110-0154	1	1775	1,638.62	36x12	110-3612	1		21,057.91
10x18	109-1018	1	3800	2,395.66	15x6	110-0156	1	1925	1,699.50	36x15	110-3615	1		26,919.35
10x21	109-1021	1	6300	3,357.42	15x8	110-0158	1	2030	1,923.73	36x18	110-3618	1		28,205.97
10x24	109-1024	1	9200	6,919.27	15x10	110-1510	1	2187	1,938.88	36x21	110-3621	1		29,751.51
10x27	109-1027	1	12700	7,104.71	15x12	110-1512	1	2780	2,223.74	36x24	110-3624	1		32,842.61
10x30	109-1030	1		14,574.40	18x4	110-0184	1	3200	2,319.83	36x27	110-3627	1		34,388.13
10x36	109-1036	1		18,654.58	18x6	110-0186	1/4	3300	2,350.96	36x30	110-3630	1		39,488.37
12x15	109-1215	1/10	1750	2,326.14	18x8	110-0188	1	3400	2,376.26					
12x18	109-1218	1/4	4000	2,446.66	18x10	110-1810	1	3600	2,409.69					
12x21	109-1221	1	6600	3,531.49	18x12	110-1812	1	3800	2,443.67					
12x24	109-1224	1	9500	7,134.36	18x15	110-1815	1	4400	2,463.64					
12x27	109-1227	1	12900	7,469.02	21x4	110-0214	1	5400	2,684.98					
12x30	109-1230	1		18,654.58	21x6	110-0216	1	5500	2,938.58					
12x36	109-1236	1		23,878.49	21x8	110-0218	1	5700	2,956.15					



4" - 36" GASKETED SEWER FITTINGS

SDR35 Sewer Fittings Gasketed

Fittings are manufactured to ASTM D 3034 SDR 35, ASTM F 679 and ASTM F 1336 specifications.


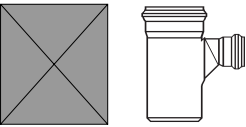
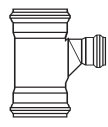
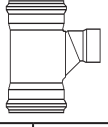
SIZE	PART NUMBER	CTN/ CRATE	LB/ 100	LIST PRICE	SIZE	PART NUMBER	CTN/ CRATE	LB/ 100	LIST PRICE	SIZE	PART NUMBER	CTN/ CRATE	LB/ 100	LIST PRICE
ECCENTRIC REDUCER COUPLING GxG (Larger Sizes available upon request) 					ECCENTRIC REDUCER BUSHING SxG (Larger Sizes available upon request) 					CAP G 				
4x6*	109-0046ECC	9/250	169	203.12	6x4*	110-0064ECC	12/250	138	108.23	4*	111-0004	44/700	50	36.93
4x8	109-0048ECC	8/100	300	322.40	8x4	110-0084ECC	12/100	295	281.30	6*	111-0006	15/240	137	69.30
4x10	109-0410ECC	4/36	540	743.03	8x6*	110-0086ECC	10/80	327	308.63	8*	111-0008	14/140	261	187.00
4x12	109-0412ECC	2/24	880	1,081.61	10x4	110-0104ECC	4/24	790	737.25	10*	111-0010	4/68	519	585.05
4x15	109-0415ECC	1/5	2170	1,704.42	10x6	110-0106ECC	4/24	890	765.90	12*	111-0012	5/44	830	878.83
4x18	109-0418ECC	1/4	3400	2,241.82	10x8	110-0108ECC	2	1070	910.89	15	111-0015	2/10	2250	1,421.23
4x21	109-0421ECC	1/2	5800	3,233.64	12x4	110-0124ECC	2	1160	983.72	18	111-0018	1	3400	2,066.15
4x24	109-0424ECC	1	8700	6,740.02	12x6	110-0126ECC	2	1260	1,005.08	21	111-0021	1	5700	4,481.62
4x27	109-0427ECC	1	12200	6,918.88	12x8	110-0128ECC	2	1440	1,152.19	24	111-0024	1	8700	5,175.72
6x8*	109-0068ECC	9/80	345	308.63	12x10	110-1210ECC	2	1650	1,277.72	27	111-0027	1	12100	6,527.83
6x10	109-0610ECC	4/24	640	880.18	15x4	110-0154ECC	1	1775	1,638.62	30	111-0030	1	24100	8,388.60
6x12	109-0612ECC	2/16	970	1,144.29	15x6	110-0156ECC	1	1925	1,699.50	36	111-0036	1	34000	15,537.35
6x15	109-0615ECC	1/5	2320	1,790.56	15x8	110-0158ECC	1	2030	1,923.73	PLUG SP 				
6x18	109-0618ECC	1/4	3500	2,280.47	15x10	110-1510ECC	1/6	2187	1,938.88					
6x21	109-0621ECC	1	5300	3,267.16	15x12	110-1512ECC	1	2650	2,223.74					
6x24	109-0624ECC	1	8800	6,805.66	18x4	110-0184ECC	1	3200	2,319.83					
6x27	109-0627ECC	1	12300	6,950.17	18x6	110-0186ECC	1	3300	2,350.96	4*	112-0004	56/800	33	27.93
8x10	109-0810ECC	6	840	1,021.43	18x8	110-0188ECC	1	3400	2,376.26	6*	112-0006	18/290	107	42.81
8x12	109-0812ECC	2	1160	1,325.58	18x10	110-1810ECC	1	3600	2,412.38	8*	112-0008	15/100	257	151.72
8x15	109-0815ECC	1	2425	1,941.76	18x12	110-1812ECC	1	3800	2,443.67	10*	112-0010	6/60	505	505.48
8x18	109-0818ECC	1	3600	2,314.17	18x15	110-1815ECC	1	4400	2,463.64	12*	112-0012	4.36	767	604.11
8x21	109-0821ECC	1	6000	3,313.57	21x4	110-0214ECC	1	5400	2,684.98	15	112-0015	2/10	1850	1,188.88
8x24	109-0824ECC	1	9000	6,884.04	21x6	110-0216ECC	1	5500	2,938.58	18	112-0018	1/8	2900	1,673.91
8x27	109-0827ECC	1	12400	7,024.57	21x8	110-0218ECC	1	5700	2,956.15	21	112-0021	1	5300	3,310.99
10x12	109-1012ECC	2	1380	1,530.38	21x10	110-2110ECC	1	5900	2,991.38	24	112-0024	1/2	7500	4,978.60
10x15	109-1015ECC	1	2580	2,139.35	21x12	110-2112ECC	1	6200	3,062.94	27	112-0027	1	8100	6,087.59
10x18	109-1018ECC	1	3800	2,395.66	21x15	110-2115ECC	1	6900	3,180.96	30	112-0030	1/2		10,884.33
10x21	109-1021ECC	1	6300	3,357.42	21x18	110-2118ECC	1	7500	3,449.23	36	112-0036			13,929.12
10x24	109-1024ECC	1	9200	6,919.27	24x4	110-0244ECC	1	7600	5,958.07					
10x27	109-1027ECC	1	12700	7,104.71	24x6	110-0246ECC	1	7700	6,028.85					
12x15	109-1215ECC	1	3000	2,326.14	24x8	110-0248ECC	1	7800	6,103.93					
12x18	109-1218ECC	1/4	4000	2,446.66	24x10	110-2410ECC	1	8100	6,246.45					
12x21	109-1221ECC	1	6600	3,531.49	24x12	110-2412ECC	1	8400	6,327.63					
12x24	109-1224ECC	1	9500	7,134.36	24x15	110-2415ECC	1	9000	6,507.79					
12x27	109-1227ECC	1	12900	7,469.02	24x18	110-2418ECC	1	9700	6,791.89					
15x18	109-1518ECC	1	4500	2,548.37	24x21	110-2421ECC	1	9900	7,983.03					
15x21	109-1521ECC	1	7200	4,079.11	27x4	110-0274ECC	1	11100	6,083.35					
15x24	109-1524ECC	1	10200	7,311.99	27x6	110-0276ECC	1	11200	6,129.01					
15x27	109-1527ECC	1	13500	7,509.36	27x8	110-0278ECC	1	11400	6,213.34					
18x21	109-1821ECC	1	7900	4,395.34	27x10	110-2710ECC	1	11600	6,295.07					
18x24	109-1824ECC	1	10800	7,704.57	27x12	110-2712ECC	1	11900	6,305.76					
18x27	109-1827ECC	1	14400	7,818.81	27x15	110-2715ECC	1	12500	6,657.90					
21x24	109-2124ECC	1	11100	8,356.73	27x18	110-2718ECC	1	13400	7,008.49					
21x27	109-2127ECC	1	15800	9,010.71	27x21	110-2721ECC	1	14700	8,170.54					
24x27	109-2427ECC	1	17800	9,761.09	27x24	110-2724ECC	1	16800	9,761.09					

*DENOTES MOLDED FITTING. ALL OTHERS ARE FABRICATED.
 MOLDED PARTS FOR 10" AND 12" CAPS AND PLUGS COMING SOON



4" - 36" GASKETED SEWER FITTINGS

Fittings are manufactured to ASTM D 3034 SDR 35, ASTM F 679 and ASTM F 1336 specifications.

SIZE	PART NUMBER	CTN/ CRATE	LB/ 100	LIST PRICE	SIZE	PART NUMBER	CTN/ CRATE	LB/ 100	LIST PRICE	SIZE	PART NUMBER	CTN/ CRATE	LB/ 100	LIST PRICE
T-Y GxGxG 					T-Y SxGxG 					SDR-35 GASKET x SCH40 GASKET T-Y 				
4x4*	113-0044	7/120	169	110.21	4x4*	114-0044	7/120	158	121.25	8x4*	968-0084	6/24	1075	482.11
6x4*	113-0064	6/56	366	238.54	6x4	114-0064	6	394	232.23	8x6*	968-0086	5.22	1110	627.53
6x6*	113-0066	8/34	465	278.11	6x6*	114-0066	8	552	278.11	10x4	168-0104	3	1470	1,177.47
8x4*	113-0084	8/32	593	302.08	8x4*	114-0084	8/32	615	302.15	10x6	168-0106	2	1760	1,347.91
8x6*	113-0086	6/25	742	347.45	8x6*	114-0086	6/25	742	347.45	12x4	168-0124	1	2000	1,441.55
8x8	113-0088	2/12	1246	855.18	8x8	114-0088	2	1504	897.84	12x6	168-0126	1	2380	1,538.26
10x4	113-0104	4/20	1140	1,136.93	10x4	114-0104	2/10	1390	1,298.59	15x4	168-0154	1	3100	2,301.37
10x6	113-0106	2/16	1575	1,302.89	10x6	114-0106	2/10	1557	1,353.44	15x6	168-0156	1	3400	2,545.46
10x8	113-0108	2/6	2178	1,999.81	10x8	114-0108	2	2118	1,978.27	18x4	168-0184	1	5400	5,191.73
10x10	113-1010	1/6	2685	2,651.85	10x10	114-1010	1	2614	2,492.95	18x6	168-0186	1	6000	5,290.88
12x4	113-0124	1/8	2075	1,401.07	12x4	114-0124	1	1898	1,401.07	21x4	168-0214		8000	7,341.68
12x6	113-0126	1/9	2353	1,493.15	12x6	114-0126	1	2110	1,493.15	21x6	168-0216		8600	7,943.70
12x8	113-0128	1	2836	2,212.88	12x8	114-0128	1	2750	2,751.34	24x4	168-0244		11500	12,196.98
12x10	113-1210	2	3411	3,277.81	12x10	114-1210	2	3325	3,081.07	24x6	168-0246		12200	12,924.97
12x12	113-1212	1	4145	3,704.81	12x12	114-1212	1	4059	3,482.53	27x4	168-0274		16600	15,028.85
15x4	113-0154	1	3049	2,260.70	15x4	114-0154	1	2943	2,424.98	27x6	168-0276		17500	15,423.74
15x6	113-0156	1	3334	2,500.46	15x6	114-0156	1	3228	2,501.26	SDR-35 GASKET x SCH40 HUB T-Y 				
15x8	113-0158	2	4120	2,699.09	15x8	114-0158	2	4014	2,699.78					
18x4	113-0184	1	5400	5,151.18	18x4	114-0184	1	5300	5,153.52	8x4*	988-0084	6/27	926	407.85
18x6	113-0186	1	5800	5,245.87	18x6	114-0186	1	5700	5,245.87	8x6*	988-0086	5/22	997	514.78
18x8	113-0188	1	6800	5,560.58	18x8	114-0188	1	6700	5,560.58	10x4	713-0104	3	1420	1,136.83
21x4	113-0214	1	8000	7,301.17	21x4	114-0214	1	7800	7,302.02	10x6	713-0106	2	1660	1,302.89
21x6	113-0216	1	8500	7,898.70	21x6	114-0216	1	8400	7,898.71	12x4	713-0124		1940	1,400.99
21x8	113-0218	1	9800	9,659.05	21x8	114-0218	1	9600	9,659.32	12x6	713-0126		2230	1,493.15
24x4	113-0244	1	11500	12,156.25	24x4	114-0244	1	11200	12,156.25	15x4	713-0154		3010	2,260.70
24x6	113-0246		12100	15,268.42	24x6	114-0246		11800	12,880.04	15x6	713-0156		3360	2,500.34
24x8	113-0248		13700	15,619.66	24x8	114-0248		13400	13,142.96	18x4	713-0184		5370	5,151.04
27x4	113-0274		16600	16,474.02	27x4	114-0274		16300	14,988.27	18x6	713-0186		5910	5,245.68
27x6	113-0276		17400	16,573.48	27x6	114-0276		17100	15,378.65	21x4	713-0214		7970	7,301.17
27x8	113-0278		19300	18,443.02	27x8	114-0278		18900	15,738.47	21x6	713-0216		8530	7,898.70
30x4	113-0304			21,015.82						24x4	713-0244		11470	12,156.25
30x6	113-0306			21,142.67						24x6	713-0246		12130	12,880.01
30x8	113-0308			24,647.94						27x4	713-0274		16570	14,988.27
36x4	113-0364			27,951.01						27x6	713-0276		17430	15,378.65
36x6	113-0366			28,118.64										
36x8	113-0368			32,316.95										

10 *DENOTES MOLDED FITTING. ALL OTHERS ARE FABRICATED.





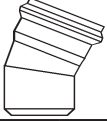

Gasketed SDR35 Sewer Fittings



4" - 36" GASKETED SEWER FITTINGS

Fittings are manufactured to ASTM D 3034 SDR 35, ASTM F 679 and ASTM F 1336 specifications.

Gasketed
SDR35 Sewer Fittings

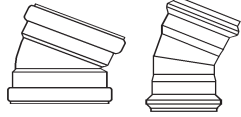
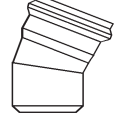
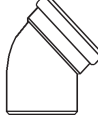

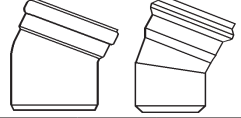
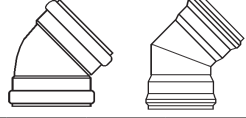

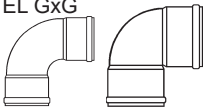
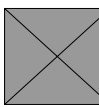
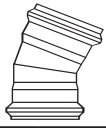
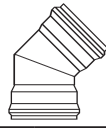

SIZE	PART NUMBER	CTN/ CRATE	LB/ 100	LIST PRICE	SIZE	PART NUMBER	CTN/ CRATE	LB/ 100	LIST PRICE	SIZE	PART NUMBER	CTN/ CRATE	LB/ 100	LIST PRICE					
FULL & REDUCING DOUBLE WYE GxGxGxG 					SANDED MANHOLE ADAPTER G 					24x4	126-0244	1	11000	11,537.21					
										24x6	126-0246	1	11700	12,893.48					
										24x8	126-0248	1	12700	13,217.21					
										27x4	126-0274	1	15800	13,744.89					
										27x6	126-0276	1	16800	14,315.24					
27x8	126-0278	1	17900	14,620.83	11 1/4 DEGREE EL GxG 					4*	916-0004	12/189	153	127.02					
6*	916-0006	18/90	291	236.49															
8*	116-0008	12/60	375	239.47															
10*	116-0010	6/36	662	435.38															
12*	116-0012	4/24	905	638.37															
15	116-0015	3	1290	817.04															
18	116-0018	3	1600	1,643.43															
21	116-0021	2	2300	2,323.70															
24	116-0024	1	3000	3,869.62															
27	116-0027	2	4000	4,494.05						4*	959-0004	22/360	100	155.40					
30	116-0030		9500	6,379.97	6*	959-0006	12/100	298	275.30										
36	116-0036			7,175.97	8	159-0008	8	550	328.42										
FULL & REDUCING CROSS GxGxGxG 					12	159-0012	4/24	925	898.40										
					15	159-0015	2	2100	1,171.54										
					18	159-0018	1	5050	4,528.71										
					21	159-0021		7130	6,426.40										
					24	159-0024		11325	9,253.34										
					27	159-0027		15895	11,038.44										
					30	159-0030		27143	14,751.56										
					36	159-0036			18,878.41	11 1/4 DEGREE EL SxG 					4x4	126-0044		405	523.41
					6x4	126-0064	4/30	500	382.95										
					6x6	126-0066	4/19	725	463.22										
8x4	126-0084	3	875	597.60															
8x6	126-0086	2/16	1115	752.00															
8x8	126-0088	2/8	1600	1,120.04															
10x4	126-0104	1	1310	1,514.00															
10x6	126-0106	1	1800	1,572.38															
10x8	126-0108	2	2535	2,164.75															
10x10	126-1010	2	3975	2,576.59	4*	960-0004	24/375	86	148.55										
12x4	126-0124	1	2010	1,646.34	6*	960-0006	12/100	307	203.63										
12x6	126-0126	1	2325	1,933.70	8	160-0008	6	460	326.93										
12x8	126-0128	2	3135	2,246.65	10	160-0010	2	800	874.10										
12x10	126-1210	1	4200	2,608.11	12	160-0012	2	1200	1,146.43										
12x12	126-1212	1	3905	3,035.93	15	160-0015	1	3060	2,475.78										
15x4	126-0154	1	2765	2,830.33	18	160-0018		4770	3,779.08										
15x6	126-0156	1	3165	3,270.26	21	160-0021		7225	6,419.98										
15x8	126-0158	1	3720	3,437.55	24	160-0024		10885	9,244.07										
15x10	126-1510	1	4325	3,529.66	27	160-0027		17840	11,027.39										
15x12	126-1512	1	5035	3,774.20	30	160-0030		28200	14,736.78										
15x15	126-1515	1	6930	4,529.90	36	160-0036			18,859.52										
ADAPTER SxG 					18x4	126-0184	1	4900	5,686.62										
					18x6	126-0186	1	5400	6,490.66										
					18x8	126-0188	1	6100	6,781.59										
					18x10	126-1810	1	6900	8,241.62										
					18x12	126-1812	1	7800	9,028.71										
					18x15	126-1815	1	9500	10,282.11										
					18x18	126-1818	1	13000	13,955.95										
					21x4	126-0214	1	7400	7,463.37										
					21x6	126-0216	1	8100	8,140.65										
					21x8	126-0218	1	8900	9,326.00										
4	125-0004	48	88	79.64															
6	125-0006	24	199	148.97															
8	125-0008	8	426	344.89															
10	125-0010	4	725	357.02															
12	125-0012	2	1114	543.21															
15	125-0015	1	2030	821.17															
18	125-0018	1	3300	1,804.73															
21	125-0021	1	5400	1,985.29															
24	125-0024	1	8330	3,588.99															
27	125-0027	1	11600	4,182.53															

*DENOTES MOLDED FITTING. ALL OTHERS ARE FABRICATED.



4" - 36" GASKETED SEWER FITTINGS

Fittings are manufactured to ASTM D 3034 SDR 35, ASTM F 679 and ASTM F 1336 specifications.


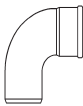

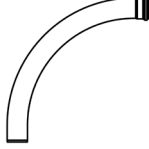

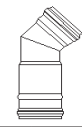

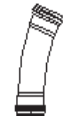
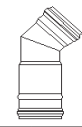

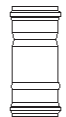



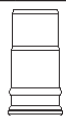
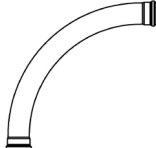
SIZE	PART NUMBER	CTN/ CRATE	LB/ 100	LIST PRICE	SIZE	PART NUMBER	CTN/ CRATE	LB/ 100	LIST PRICE	SIZE	PART NUMBER	CTN/ CRATE	LB/ 100	LIST PRICE				
22 1/2 DEGREE EL GxG 					30 DEGREE EL SxG 					45 DEGREE EL SxG  								
4*	117-0004	20/340	81	57.20	4	962-0004		156	158.52	4*	122-0004	20/350	69	51.52				
6*	117-0006	10/90	255	112.65	6	962-0006		349	287.85	6*	122-0006	10/80	246	102.98				
8*	117-0008	6/52	444	328.18	8	162-0008	6	900	342.96	8*	122-0008	10/45	550	310.76				
10	117-0010	2/20	1095	898.40	10	162-0010	4	1110	873.83	10*	122-0010	4/20	843	831.75				
12	117-0012	2/12	1667	1,171.54	12	162-0012	2	1880	1,146.43	12*	122-0012	1/12	1520	1,188.75				
15	117-0015	2/4	3174	3,098.61	15	162-0015	2	3440	2,475.78	15	122-0015	2/4	3444	2,150.50				
18	117-0018	1	5225	4,528.71	18	162-0018	1	5480	3,779.08	18	122-0018	1	5720	3,620.47				
21	117-0021	1	7650	6,426.55	21	162-0021		8075	6,381.43	21	122-0021	1	8835	6,427.02				
24	117-0024	1	12055	9,253.34	24	162-0024		12525	9,188.56	24	122-0024	1	12165	9,252.78				
27	117-0027	1	17000	11,038.44	27	162-0027		20300	10,961.15	27	122-0027	1	21900	10,927.60				
30	117-0030		28780	14,752.07	30	162-0030			14,648.27	30	122-0030		35900	16,156.40				
36	117-0036			18,878.41	36	162-0036			18,746.24	36	122-0036			20,371.71				
22 1/2 DEGREE EL SxG 					45 DEGREE EL GxG 					FABRICATED 45 DEGREE EL SxG 								
4*	118-0004	20/340	71	54.38	4*	121-0004	20/340	85	57.25	6	952-0006	7	349	203.63				
6*	118-0006	10/100	224	106.94	6*	121-0006	10/80	267	116.21	8	152-0008	5	990	393.30				
8*	118-0008	6/52	412	342.96	8*	121-0008	10/45	466	325.31	10	152-0010	4	1118	947.10				
10	118-0010	2/20	1026	873.83	10*	121-0010	4/20	915	843.97	90 DEGREE EL GxG  								
12	118-0012	2/12	1582	1,146.43	12*	121-0012	1/12	1662	1,225.86	4" is long radius.								
15	118-0015	2/4	3068	2,475.78	15	121-0015	2/4	3549	2,744.97	4*	123-0004	9/200	128	72.03				
18	118-0018	1/2	5015	3,779.08	18	121-0018	1/2	5945	4,393.42	6*	123-0006	7/70	325	132.56				
21	118-0021	1	7755	6,330.15	21	121-0021	1	8730	7,440.66	8*	123-0008	8/30	589	366.62				
24	118-0024	1	11635	9,114.54	24	121-0024	1	13570	10,158.21	10*	123-0010	3/16	1135	1,233.01				
27	118-0027	1	19700	10,872.86	27	121-0027	1	18810	11,037.97	12*	123-0012	1/9	2158	1,595.72				
30	118-0030		31000	14,530.79	30	121-0030		32340	17,018.32	15	123-0015	1/3	4913	3,368.29				
36	118-0036			18,595.23	36	121-0036			21,223.26	18	123-0018	1	10400	5,697.70				
30 DEGREE EL GxG 					FABRICATED 45 DEGREE EL GxG 					21					123-0021	1	17200	9,786.19
4	961-0004		171	155.40	6	951-0006	7	377	214.51	24	123-0024	1	24700	13,084.89				
6	961-0006		377	282.21	8	151-0008	5	990	413.48	27	123-0027	1	32700	14,942.64				
8	161-0008	6	990	328.42	10	151-0010	4	1188	984.24	30	123-0030		52900	21,719.45				
10	161-0010	4	1180	898.40						36	123-0036			27,349.15				
12	161-0012	2	1960	1,171.54						FABRICATED 90 DEGREE EL GxG 								
15	161-0015	2	3540	3,098.61						6	953-0006	6/40	590	214.51				
18	161-0018	1	5480	4,528.71						8	153-0008	4	1430	464.36				
21	161-0021		8075	6,426.40						10	153-0010	2	1627	1,378.00				
24	161-0024		12525	9,253.34														
27	161-0027		17754	11,038.44														
30	161-0030		28905	14,751.56														
36	161-0036			18,878.41														



4" - 36" GASKETED SEWER FITTINGS

Gasketed
SDR35 Sewer Fittings

Fittings are manufactured to ASTM D 3034 SDR 35, ASTM F 679 and ASTM F 1336 specifications.


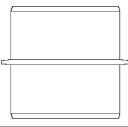
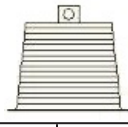
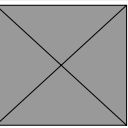
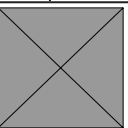
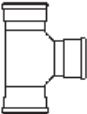
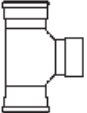
SIZE	PART NUMBER	CTN/ CRATE	LB/ 100	LIST PRICE	SIZE	PART NUMBER	CTN/ CRATE	LB/ 100	LIST PRICE	SIZE	PART NUMBER	CTN/ CRATE	LB/ 100	LIST PRICE
90 DEGREE EL SxG 4" is long radius.   					46 - 89 DEGREE FABRICATED EL GxG and SxG (give size and angle when placing order) Non-Returnable					90 DEGREE EL SxG LONG SWEEP 				
4*	124-0004	9/160	109	66.25	4	140-04			220.14	4	924-L4			689.01
6*	124-0006	7/60	291	140.10	6	140-06			373.54	6	924-L6			982.48
8*	124-0008	8/30	568	378.33	8	140-08			595.48					
10*	124-0010	3/16	1055	1,224.68	10	140-10			1,521.70					
12*	124-0012	1/9	2006	1,559.05	12	140-12			1,974.20	DEEP SOCKET 22 1/2 GxDSG 				
15	124-0015	1/3	4808	3,073.18	15	140-15			4,140.95					
18	124-0018	1	10100	5,266.09	18	140-18			7,043.63	4	917-0DS4		429	407.70
21	124-0021	1	16600	8,848.20	21	140-21			12,086.58	5	917-0DS5			438.74
24	124-0024	1	23400	10,925.35	24	140-24			15,972.33	6	917-0DS6		623	422.35
27	124-0027	1	32300	15,177.75	27	140-27			18,496.17	8	917-0DS8		955	716.33
30	124-0030		43100	19,189.55	30	140-30			19,404.86	DEEP SOCKET 45 GxDSG 				
36	124-0036			26,938.92	36	140-36			25,114.90	4	951-0DS4	12	429	407.70
FABRICATED 90 DEGREE EL SxG 					22 1/2 DEGREE EL GxG LONG SWEEP 					DEEP SOCKET 45 GxDSG 				
6	954-0006	6	560	203.63	4	917-L4		227	546.64	5	951-0DS5			438.74
8	154-0008	4	1430	455.71	6	917-L6		671	775.92	6	951-0DS6	8	623	422.35
10	154-0010	2	1557	1,336.38	22 1/2 DEGREE EL SxG LONG SWEEP 					DEEP SOCKET SETTLER COUPLING GxDSG 				
1 - 44 DEGREE FABRICATED EL GxG and SxG (give size and angle when placing order) Non-Returnable					4	918-L4	20/125	211	546.63	4	905-0DS4		215	446.77
4	119-04			181.68	6	918-L6	8/40	642	775.92	5	905-0DS5			491.60
6	119-06			308.71	45 DEGREE EL GxG LONG SWEEP 					6	905-0DS6	8/30	480	570.60
8	119-08			505.08	4	921-L4		340	546.64	8	905-0DS8		760	977.22
10	119-10			1,062.33	6	921-L6		1021	775.92	DEEP SOCKET 45 SPxDSG 				
12	119-12			1,532.71	45 DEGREE EL SxG LONG SWEEP 					6	952-0DS6		594	402.20
15	119-15			3,372.14	4	922-L4	15/80	324	546.63	DEEP SOCKET SETTLER COUPLING SxDSG 				
18	119-18			5,648.81	6	922-L6	8/25	992	775.92	4	925-0DS4		200	407.54
21	119-21			9,099.30	90 DEGREE EL GxG LONG SWEEP 					5	925-0DS5			451.81
24	119-24			12,320.28	4	923-L4		495	721.57	6	925-0DS6		452	553.61
27	119-27			13,443.03	6	923-L6			1,028.10	8	925-0DS8		700	947.95
30	119-30			15,179.52										
36	119-36			19,311.47										

*DENOTES MOLDED FITTING. ALL OTHERS ARE FABRICATED.



4" - 36" GASKETED SEWER FITTINGS


Fittings are manufactured to ASTM D 3034 SDR 35, ASTM F 679 and ASTM F 1336 specifications.

SIZE	PART NUMBER	CTN/ CRATE	LB/ 100	LIST PRICE	SIZE	PART NUMBER	CTN/ CRATE	LB/ 100	LIST PRICE	SIZE	PART NUMBER	CTN/ CRATE	LB/ 100	LIST PRICE	
C900 SPIGOT x HEAVY WALL SEWER GASKET ADAPTER 					SPxSP RISER ADAPTER 										
4	Y79-00049G		220	323.08	6"	141-0066	16	128	211.50						
6	Y79-00069G		520	388.88	TEMPORARY PLUG 										
8	Y79-00089G		990	1,250.93											
10	Y79-00109G		1610	1,532.49											
12	Y79-00129G		2440	1,835.76											
18	Y79-00189G		8500	5,855.83						4	TP-04	45	15	24.37	
24	Y79-00249G		18300	8,292.34	6	TP-06	45	40	36.22						
C900 GASKET x HEAVY WALL SEWER GASKET ADAPTER 					8	TP-08	15	85	74.71						
4	Y80-00049G		300	323.08											
6	Y80-00069G		580	388.88											
8	Y80-00089G		1000	1,250.93											
10	Y80-00109G		1530	1,532.49											
12	Y80-00129G		2170	1,835.76											
18	Y80-00189G		9000	5,855.83											
24	Y80-00249G		21900	8,292.34											
C900 GASKET x HEAVY WALL SEWER SPIGOT ADAPTER 															
4	Y81-00049S		240	323.08											
6	Y81-00069S		500	388.88											
8	Y81-00089S		830	1,070.71											
10	Y81-00109S		1360	1,532.49											
12	Y81-00129S		2330	1,835.76											
18	Y81-00189S		6900	5,855.83											
24	Y81-00249S			8,292.34											
TWO WAY CLEANOUT TEE GxGxG 															
4x4*	993-0444	12/110	226	232.23											
6x6*	993-0666	6/36	694	1,318.67											
TWO WAY CLEANOUT TEE GxGxH 															
4X4*	993-04449H	12/110	210	232.23											
6X6*	993-06669H	6/36	656	1,318.67											

Gasketed SDR35 Sewer Fittings

ASTM D 3034 and ASTM F 679 SOLVENT WELD SEWER FITTINGS

Solvent Weld
SDR35 Sewer Fittings



1-800-437-4670
FAX 1-800-822-6989

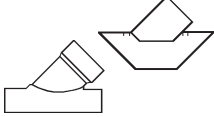
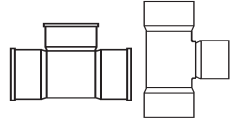
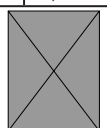
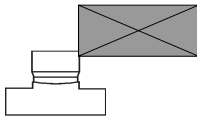


3" - 30" SOLVENT WELD SEWER FITTINGS

Short Skirt saddles with 4" and 6" branches onto 8" - 15" mains are available with or without protrusions.

Fittings are manufactured to ASTM D 3034 SDR 35, ASTM F 679 and ASTM F 1336 specifications.

Solvent Weld
SDR35 Sewer Fittings

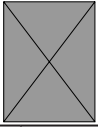
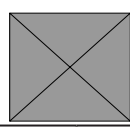
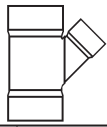



SIZE	PART NUMBER	CTN/ CRATE	LB/ 100	LIST PRICE	SIZE	PART NUMBER	CTN/ CRATE	LB/ 100	LIST PRICE	SIZE	PART NUMBER	CTN/ CRATE	LB/ 100	LIST PRICE					
SADDLE WYE SOLVENT BRANCH, SOLVENT SKIRT WITH STRAPS# 					15x12	202-1512	1	2000	1,626.49	18x6	203-0186	1	4800	4,571.39					
					18x4*	202-0184	4	136	543.28	18x8	203-0188	1	5300	4,782.24					
					18x6*	202-0186	4	238	580.77	18x10	203-1810	1/2	5800	4,972.20					
					18x8	202-0188	1	760	1,044.21	18x12	203-1812	1	6400	5,112.04					
6x4*	201-0064	18/160	140	146.02	18x10	202-1810	1	1175	1,227.46	18x15	203-1815	1	7600	5,455.25					
8x4*	201-0084	20/125	165	199.90	18x12	202-1812	1	2000	1,700.16	18x18	203-1818	1	9300	5,768.68					
8x6*	201-0086	12/90	308	211.42	18x15	202-1815	1	2800	1,853.78	21x4	203-0214	1	7500	6,274.60					
10x4*	201-0104	12	169	234.57	21x4*	202-0214	4	160	420.07	21x6	203-0216	1	8000	6,741.86					
10x6*	201-0106	10	312	264.56	21x6*	202-0216	4	262	461.58	21x8	203-0218	1	8600	7,253.18					
10x8	201-0108	2	1000	853.46	24x4*	202-0244	4	164	455.52	21x10	203-2110	1	9300	7,804.06					
12x4*	201-0124	12	177	242.15	24x6*	202-0246	4	266	800.80	21x12	203-2112		10000	8,375.93					
12x6*	201-0126	10	266	324.09	27x4*	202-0274	1	172	719.18	21x15	203-2115		11400	9,367.20					
12x8	201-0128	2	1000	1,206.56	27x6*	202-0276	1	274	774.00	21x18	203-2118		13000	10,649.42					
12x10	201-1210	1	1751	1,468.79	EXTRA 300 SERIES STAINLESS STEEL STRAPS					21x21	203-2121		15000	13,136.07					
15x4*	201-0154	10	177	258.51						24x4	203-0244		10800	9,615.27					
15x6*	201-0156	10	266	288.25						24x6	203-0246		11400	11,858.15					
15x8	201-0158	2	1000	1,617.59						24x8	203-0248		12200	12,186.09					
15x10	201-1510	1	1751	1,834.84	6	133-0006	50	11	43.59	24x10	203-2410		13000	12,309.15					
15x12	201-1512	1	3055	2,236.49	8	133-0008	50	13	47.88	24x12	203-2412		13900	12,579.82					
18x4*	201-0184	1	179	409.29	10	133-0010	50	15	52.27	24x15	203-2415		15500	12,676.05					
18x6*	201-0186	1	322	437.69	15	133-0015	50	19	57.25	24x18	203-2418		17200	17,487.55					
18x8	201-0188	1	1000	1,716.27	18	133-0018	50	20	95.40	24x21	203-2421		19800	20,524.40					
18x10	201-1810	1	1751	1,947.43	FULL & REDUCING TEE HxHxH 					24x24	203-2424		22300	24,435.31					
18x12	201-1812	1	3055	2,315.64						FULL & REDUCING TEE SxHxH 									
18x15	201-1815	1	4329	2,553.76															
21x4*	201-0214	1	203	439.67															
21x6*	201-0216	1	346	468.36	3x3*	203-0033	25/420	42	22.22										
24x4*	201-0244	1	207	469.62	4x4*	203-0044	12/180	106	27.47	6x4	204-0064	6	291	134.49					
24x6*	201-0246	1	350	573.17	6x4*	203-0064	8/76	276	111.98	6x6*	204-0066	7	379	118.25					
27x4*	201-0274	1	215	773.15	6x6*	203-0066	7/43	393	114.39	8x4	204-0084	5	582	350.14					
27x6*	201-0276	1	358	832.10	8x4*	203-0084	8/40	492	250.44	8x6	204-0086	4	720	356.32					
SADDLE TEE SOLVENT BRANCH, SOLVENT SKIRT WITH STRAPS# 					8x6*	203-0086	4/32	601	309.83	8x8	204-0088	3	840	631.59					
					8x8*	203-0088	6/24	754	467.10	10x4	204-0104	3/18	1055	842.12	10x6	204-0106	2/12	1285	1,114.73
					10x4	203-0104	3/18	1055	842.12	10x6	204-0106	2/10	1528	1,396.08	10x8	204-0108	2/10	1528	1,396.08
					10x6	203-0106	3/12	1285	969.33	10x8	203-0108	2/10	1528	1,214.00	10x10	204-1010	2/8	1833	1,684.92
6x4*	202-0064	12/234	119	140.17	10x10	203-1010	2/8	1833	1,465.12	12x4	204-0124	2/12	1652	1,352.61					
8x4*	202-0084	20/150	122	195.01	12x4	203-0124	2/12	1652	1,176.24	12x6	204-0126	2/12	1952	1,459.39					
8x6*	202-0086	10/90	224	216.17	12x6	203-0126	2/8	1898	1,269.07	12x8	204-0128	1/6	2242	1,738.79					
10x4*	202-0104	10	126	229.77	12x8	203-0128	1/6	2180	1,512.00	12x10	204-1210	1/6	2636	1,866.43					
10x6*	202-0106	10	228	262.48	12x10	203-1210	1/6	2636	1,623.01	12x12	204-1212	1/5	3000	2,527.16					
10x8	202-0108	2	740	637.55	12x12	203-1212	1/5	3000	2,197.53	15x4	204-0154	/5	2960	1,990.21					
12x4*	202-0124	6	134	236.13	15x4	203-0154	1/5	2960	1,730.64	15x6	204-0156	1/6	3263	2,298.46					
12x6*	202-0126	4	236	271.33	15x6	203-0156	1/6	3263	1,998.62	15x8	204-0158	2/5	3633	2,500.10					
12x8	202-0128	2	740	752.14	15x8	203-0158	1/5	3633	2,174.03	15x10	204-1510	2/3	4107	2,653.32					
12x10	202-1210	2	1150	981.62	15x10	203-1510	2/3	4107	2,307.26	15x12	204-1512	2/3	4631	3,221.43					
15x4*	202-0154	6	134	369.29	15x12	203-1512	2/3	4631	2,801.23	15x15	204-1515	1/3	5509	3,909.91					
15x6*	202-0156	4	236	427.38	15x15	203-1515	1/3	5509	3,399.96	18x4	204-0184	1	4400	5,078.67					
15x8	202-0158	2	760	928.09	18x4	203-0184	1	4400	4,416.24	18x6	204-0186	1	4800	5,257.09					
15x10	202-1510	2	1175	1,125.47															

16 *DENOTES MOLDED FITTING. ALL OTHERS ARE FABRICATED.
 # FOR SADDLES WITH CENTERING RING ADD 10% TO THE LIST PRICE.



3" - 30" SOLVENT WELD SEWER FITTINGS

Fittings are manufactured to ASTM D 3034 SDR 35, ASTM F 679 and ASTM F 1336 specifications.

SIZE	PART NUMBER	CTN/ CRATE	LB/ 100	LIST PRICE	SIZE	PART NUMBER	CTN/ CRATE	LB/ 100	LIST PRICE	SIZE	PART NUMBER	CTN/ CRATE	LB/ 100	LIST PRICE
FULL & REDUCING TEE SxHxH 					FULL & REDUCING WYE HxHxH 					FABRICATED WYE HxHxH 				
18x8	204-0188	1	5200	5,499.56	3x3*	207-0033	20/250	59	34.18	6x6	247-0066	6	537	293.37
18x10	204-1810	1	6800	5,718.03	4x4*	207-0044	8/140	134	38.11	8x4	247-0084	5	604	399.43
18x12	204-1812	1	6400	5,878.86	6x4*	207-0064	7/60	285	140.98	8x6	247-0086	3	775	447.48
18x15	204-1815	1	7600	6,273.48	6x6*	207-0066	5/43	420	161.72	FULL & REDUCING WYE SxHxH 				
18x18	204-1818	1	9800	6,633.99	8x4*	207-0084	8/32	555	303.87					
21x4	204-0214	1	7400	7,215.78	8x6*	207-0086	6/26	733	361.73	6x4*	208-0064	8/54	291	148.72
21x6	204-0216	1	8000	7,753.09	8x8*	207-0088	4/18	1016	540.42	6x6	208-0066	6/43	412	241.77
21x8	204-0218	1	8600	8,341.13	10x4	207-0104	3/12	1077	864.65	8x4	208-0084	5/32	604	349.57
21x10	204-2110		9300	8,974.67	10x6	207-0106	2/12	1341	957.91	8x6	208-0086	3/26	775	415.97
21x12	204-2112		12700	9,632.33	10x8	207-0108	2/8	1698	1,399.49	8x8	208-0088	2/18	1276	621.56
21x15	204-2115		11400	10,772.26	10x10	207-1010	3/6	2357	1,599.52	10x4	208-0104	2/12	1077	1,038.82
21x18	204-2118		13000	12,246.85	12x4	207-0124	1/12	1674	1,238.01	10x6	208-0106	2/12	1341	1,170.48
21x21	204-2121		15000	15,106.47	12x6	207-0126	1/8	2008	1,399.16	10x8	208-0108	2/8	1698	1,609.42
24x4	204-0244		10800	11,057.58	12x8	207-0128	3/6	2412	1,792.52	10x10	208-1010	3/6	2357	1,839.61
24x6	204-0246		11400	13,636.85	12x10	207-1210	2/6	2906	2,171.52	12x4	208-0124	1/12	1674	1,424.04
24x8	204-0248		12200	14,014.04	12x12	207-1212	1/4	4038	2,563.29	12x6	208-0126	1/10	2008	1,608.99
24x10	204-2410		13000	14,155.54	15x4	207-0154	1/6	2982	1,857.07	12x8	208-0128	3/6	2412	2,061.40
24x12	204-2412		13900	14,466.76	15x6	207-0156	1/5	3319	2,152.65	12x10	208-1210	2/4	2906	2,497.24
24x15	204-2415		15500	14,577.41	15x8	207-0158	2/6	3803	2,640.79	12x12	208-1212	1/4	4038	2,949.77
24x18	204-2418		17200	20,110.68	15x10	207-1510	1/3	4377	3,073.77	15x4	208-0154	1/6	2982	2,135.63
24x21	204-2421		19800	23,603.04	15x12	207-1512	1	5161	3,452.42	15x6	208-0156	1/5	3319	2,475.55
24x24	204-2424		22300	28,100.61	15x15	207-1515	1	7011	4,552.82	15x8	208-0158	2/5	3803	3,036.92
STOP COUPLING HxH 					18x4	207-0184	1	4400	4,637.10	15x10	208-1510	1/3	4377	3,534.77
					18x6	207-0186	1	4900	4,799.96	15x12	208-1512	1	5161	3,970.14
					18x8	207-0188	1	5400	5,021.33	15x15	208-1515	1	7011	5,235.72
					18x10	207-1810	1	6100	5,220.84	18x4	208-0184	1	4400	5,332.62
					18x12	207-1812		6900	5,367.68	18x6	208-0186	1	4900	5,519.94
3*	205-0003	42/1200	18	12.09	18x15	207-1815		8500	5,727.96	18x8	208-0188	1	5400	5,774.57
4*	205-0004	41/650	38	13.85	18x18	207-1818		13100	6,727.82	18x10	208-1810	1	6100	6,003.91
6*	205-0006	18/160	130	50.57	21x4	207-0214		7900	6,671.30	18x12	208-1812		6900	6,172.84
8*	205-0008	10/60	307	157.20	21x6	207-0216		8500	7,162.46	18x15	208-1815		8500	6,587.11
10	205-0010	5/24	734	445.29	21x8	207-0218		9700	8,097.00	18x18	208-1818		13100	7,736.99
12	205-0012	2/18	1197	758.07	21x10	207-2110		11000	9,146.93	21x4	208-0214		7900	7,672.01
15	205-0015	1	2170	1,327.61	21x12	207-2112		12000	9,904.47	21x6	208-0216		8500	8,236.79
18	205-0018	1	3300	2,760.86	21x15	207-2115		14200	11,494.44	21x8	208-0218		9700	9,311.53
21	205-0021	1	5500	4,817.42	21x18	207-2118		17500	13,563.35	21x10	208-2110		11000	10,519.00
24	205-0024	1	8100	6,927.91	21x21	207-2121		22100	17,795.33	21x12	208-2112		12000	11,390.09
REPAIR COUPLING HxH (No Stop) 					24x4	207-0244		11400	10,096.07	21x15	208-2115		14200	13,218.62
					24x6	207-0246		12100	12,451.04	21x18	208-2118		17500	15,597.82
					24x8	207-0248		13600	12,795.41	21x21	208-2121		22100	20,464.62
					24x10	207-2410		15100	12,924.63	24x4	208-0244		11400	11,610.51
					24x12	207-2412		16300	13,208.78	24x6	208-0246		12100	14,318.72
					24x15	207-2415		18800	13,309.83	24x8	208-0248		13600	14,714.70
					24x18	207-2418		22600	18,361.93	24x10	208-2410		15100	14,863.32
					24x21	207-2421		25900	21,550.63					
					24x24	207-2424		30000	25,657.11					

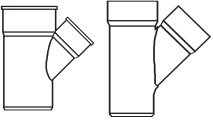
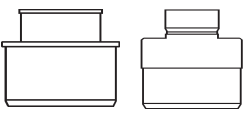
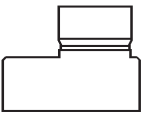
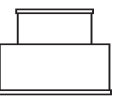
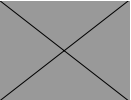
*DENOTES MOLDED FITTING. ALL OTHERS ARE FABRICATED.



3" - 30" SOLVENT WELD SEWER FITTINGS

Fittings are manufactured to ASTM D 3034 SDR 35, ASTM F 679 and ASTM F 1336 specifications.

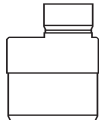

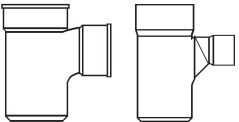
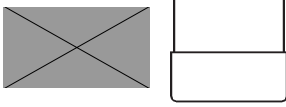
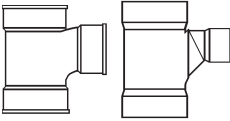
Solvent Weld
SDR35 Sewer Fittings

SIZE	PART NUMBER	CTN/ CRATE	LB/ 100	LIST PRICE	SIZE	PART NUMBER	CTN/ CRATE	LB/ 100	LIST PRICE	SIZE	PART NUMBER	CTN/ CRATE	LB/ 100	LIST PRICE
FULL & REDUCING WYE SxHxH 					CONCENTRIC REDUCER BUSHING SxH 					ECCENTRIC REDUCER COUPLING HxH 				
24x12	208-2412		16300	15,190.11	4x3*	210-0043	50	30	85.56	4x6*	209-0046ECC	12/250	113	108.23
24x15	208-2415		18800	15,306.29	6x4*	210-0064	15/290	101	65.68	4x8	209-0048ECC	16	265	276.37
24x18	208-2418		22600	21,116.18	8x4	210-0084	16/100	282	216.45	4x10	209-0410ECC	5	440	569.63
24x21	208-2421		25900	24,783.22	8x6*	210-0086	10/100	282	220.66	4x12	209-0412ECC	5	760	964.36
24x24	208-2424		30000	29,505.70	10x4	210-0104	4	760	474.52	4x15	209-0415ECC	2	785	1,169.90
CONCENTRIC REDUCER COUPLING HxH  					10x6	210-0106	4	830	685.15	4x18	209-0418ECC	1	1300	1,831.75
					10x8	210-0108	4	1000	756.34	4x21	209-0421ECC	1	2100	2,392.01
					12x4	210-0124	2	1130	800.98	4x24	209-0424ECC	1	3000	5,628.14
					12x6	210-0126	2	1200	846.36	6x8	209-0068ECC	15/60	330	284.02
3x4*	209-0034	52/720	31	26.05	12x8	210-0128	2	1350	918.12	6x10	209-0610ECC	9	510	915.98
4x6*	209-0046	18/330	100	67.20	12x10	210-1210	2	1450	1,153.26	6x12	209-0612ECC	5	830	1,015.97
4x8	209-0048	16	265	276.37	15x4	210-0154	2	1979	1,099.63	6x15	209-0615ECC	2	854	1,469.20
4x10	209-0410	5	440	569.63	15x6	210-0156	1	2048	1,219.65	6x18	209-0618ECC	1	1400	1,933.17
4x12	209-0412	5	760	964.36	15x8	210-0158	1	2183	1,637.24	6x21	209-0621ECC	1	2200	2,433.51
4x15	209-0415	2	785	1,169.90	15x10	210-1510	1	2423	1,827.26	6x24	209-0624ECC	1	3100	5,669.17
4x18	209-0418	1	1300	1,831.75	15x12	210-1512	1	2700	1,938.12	8x10	209-0810ECC	4	660	1,120.77
4x21	209-0421	1	2100	2,392.01	18x4	210-0184	1	3300	1,831.75	8x12	209-0812ECC	4	980	1,325.58
4x24	209-0424	1	3000	5,628.14	18x6	210-0186	1	3400	1,933.17	8x15	209-0815ECC	2	990	1,941.76
6x8*	209-0068	15/125	263	284.02	18x8	210-0188	1	3500	2,010.58	8x18	209-0818ECC	1	1500	2,010.58
6x10	209-0610	9	510	915.98	18x10	210-1810	1	3800	2,086.22	8x21	209-0821ECC	1	2300	2,495.45
6x12	209-0612	5	830	1,015.97	18x12	210-1812	1	4000	2,133.93	8x24	209-0824ECC	1	3200	5,731.40
6x15	209-0615	2	854	1,469.20	18x15	210-1815	1	4700	2,147.44	10x12	209-1012ECC	3	1200	1,091.92
6x18	209-0618	1	1400	1,933.17	21x4	210-0214	1	5400	2,363.36	10x15	209-1015ECC	2	1230	2,139.35
6x21	209-0621	1	2200	2,433.51	21x6	210-0216		5500	2,421.63	10x18	209-1018ECC	1	1700	2,357.99
6x24	209-0624	1	3100	5,669.17	21x8	210-0218		5600	2,475.25	10x21	209-1021ECC	1	2500	2,576.58
8x10	209-0810	6	530	815.55	21x10	210-2110		5800	2,576.58	10x24	209-1024ECC		3400	5,812.28
8x12	209-0812	4	980	1,325.58	21x12	210-2112		6100	2,670.37	12x15	209-1215ECC	2	1490	2,133.93
8x15	209-0815	2	990	1,941.76	21x15	210-2115		6800	2,847.83	12x18	209-1218ECC	1	2000	2,446.73
8x18	209-0818	1	1500	2,010.58	21x18	210-2118		7600	3,208.50	12x21	209-1221ECC		2800	2,670.14
8x21	209-0821	1	2300	2,495.45	24x4	210-0244		7500	5,553.09	12x24	209-1224ECC		3700	5,906.31
8x24	209-0824	1	3200	5,731.40	24x6	210-0246		7600	5,618.97	15x18	209-1518ECC	1	2700	2,703.18
10x12	209-1012	4/24	810	1,091.92	24x8	210-0248		7700	5,689.45	15x21	209-1521ECC		3500	2,874.22
10x15	209-1015	2	1230	2,139.35	24x10	210-2410		8000	5,822.45	15x24	209-1524ECC		4400	6,110.60
10x18	209-1018	1	1700	2,086.22	24x12	210-2412		8200	5,898.25	18x21	209-1821ECC		4300	3,184.74
10x21	209-1021	1	2500	2,576.58	24x15	210-2415		8900	6,066.51	18x24	209-1824ECC		5200	6,420.98
10x24	209-1024		3400	5,812.28	24x18	210-2418		9700	6,332.47	21x24	209-2124ECC		6000	7,794.89
12x15	209-1215	2	1560	2,270.71	24x21	210-2421		11400	7,445.68					
12x18	209-1218	1	2000	2,307.41										
12x21	209-1221		2800	2,670.14										
12x24	209-1224		3700	5,906.31										
15x18	209-1518		2700	2,703.18										
15x21	209-1521		3500	2,874.22										
15x24	209-1524		4400	6,110.60										
18x21	209-1821		4300	3,184.74										
18x24	209-1824		5200	6,420.98										
21x24	209-2124		6000	7,794.89										



3" - 30" SOLVENT WELD SEWER FITTINGS

Fittings are manufactured to ASTM D 3034 SDR 35, ASTM F 679 and ASTM F 1336 specifications.

SIZE	PART NUMBER	CTN/ CRATE	LB/ 100	LIST PRICE	SIZE	PART NUMBER	CTN/ CRATE	LB/ 100	LIST PRICE	SIZE	PART NUMBER	CTN/ CRATE	LB/ 100	LIST PRICE
ECCENTRIC REDUCER BUSHING SxH 					CAP H 					15x4	213-0154	1	3158	1,949.95
										15x6	213-0156	1/5	3541	2,260.31
										15x8	213-0158	1	4262	2,772.81
										18x4	213-0184	2	5100	4,868.96
6x4*	210-0064ECC	12/250	120	108.23	3*	211-0003	90/1440	15	10.54	18x6	213-0186	1	5700	5,039.98
8x4	210-0084ECC	16	282	216.45	4*	211-0004	65/1100	33	12.09	18x8	213-0188	1	6600	5,272.41
8x6	210-0086ECC	12	360	220.66	6*	211-0006	18/290	104	44.26	21x4	213-0214	1	8000	6,999.35
10x4	210-0104ECC	4	760	474.52	8*	211-0008	15/120	232	144.91	21x6	213-0216	1	8500	7,520.56
10x6	210-0106ECC	4	830	685.15	10*	211-0010	8/77	413	477.29	21x8	213-0218		9700	8,501.85
10x8	210-0108ECC	4	980	756.34	12*	211-0012	4/42	733	604.26	24x4	213-0244		11500	11,018.79
12x4	210-0124ECC	2	1130	800.98	15	211-0015	6/30	750	1,042.31	24x6	213-0246		12200	13,073.59
12x6	210-0126ECC	2	1200	846.36	18	211-0018	3	1300	1,839.20	24x8	213-0248		13600	13,435.19
12x8	210-0128ECC	2	1350	918.12	21	211-0021	3	2100	4,035.89	T-Y SxHxH 				
12x10	210-1210ECC	2	1570	1,153.26	24	211-0024	1/10	3000	4,606.44					
15x4	210-0154ECC	2	1979	1,099.63	27	211-0027	1/8	4000	5,758.21					
15x6	210-0156ECC	1	2048	1,219.65										
15x8	210-0158ECC	1	2183	1,637.24	PLUG SP 					4x4*	214-0044	7/120	129	55.16
15x10	210-1510ECC	1	2423	1,827.26						6x4	214-0064	6	352	263.41
15x12	210-1512ECC	1	2590	1,938.12						6x6	214-0066	6	618	348.05
18x4	210-0184ECC	1	3300	1,831.75						8x4	214-0084	5	757	367.01
18x6	210-0186ECC	1	3400	1,933.17	4*	112-0004	56/800	33	27.93	8x6	214-0086	3	907	436.74
18x8	210-0188ECC	1	3500	2,010.58	6*	112-0006	18/290	107	42.81	8x8	214-0088	2	1351	820.91
18x10	210-1810ECC	1	3800	2,086.22	8*	112-0008	15/100	257	151.72	10x4	214-0104	2	1253	1,233.71
18x12	210-1812ECC	1	4000	2,133.93	10*	112-0010	6/60	505	505.48	10x6	214-0106	2	1759	1,427.32
18x15	210-1815ECC	1	4700	2,147.44	12*	112-0012	4/36	767	604.11	10x8	214-0108	3	1945	2,214.89
21x4	210-0214ECC	1	5400	2,363.36	15	112-0015	2/10	1850	1,188.88	12x4	214-0124	1	1873	1,495.28
21x6	210-0216ECC		5500	2,421.63	18	112-0018	1/8	2900	1,673.91	12x6	214-0126	1	2146	1,690.64
21x8	210-0218ECC		5600	2,475.25	21	112-0021	1	5300	3,310.99	12x8	214-0128	1	2722	2,733.81
21x10	210-2110ECC		5800	2,576.58	24	112-0024	1	7500	4,978.60	15x4	214-0154	1	3158	2,242.40
21x12	210-2112ECC		6100	2,670.37	27	112-0027	1	8100	6,087.59	15x6	214-0156	1	3541	2,599.35
21x15	210-2115ECC		6800	2,847.83	30	112-0030	1	18900	10,884.33	15x8	214-0158	2	4262	3,188.74
21x18	210-2118ECC		7600	3,208.50	36	112-0036	1	31700	13,929.12	18x4	214-0184	1	5100	5,599.27
24x4	210-0244ECC		7500	5,553.09	T-Y HxHxH 					18x6	214-0186	1	5700	5,795.97
24x6	210-0246ECC		7600	5,618.97						18x8	214-0188	1	6600	6,063.28
24x8	210-0248ECC		7700	5,689.45						21x4	214-0214	1	8000	8,055.59
24x10	210-2410ECC		8000	5,822.45						21x6	214-0216	1	8500	8,648.64
24x12	210-2412ECC		8200	5,898.25	3x3*	213-0033	20/336	54	43.02	21x8	214-0218		9700	9,777.13
24x15	210-2415ECC		8900	6,066.51	4x4*	213-0044	8/120	120	44.15	24x4	214-0244		11500	12,671.62
24x18	210-2418ECC		9700	6,332.47	6x4*	213-0064	7/56	336	229.01	24x6	214-0246		12200	15,034.66
24x21	210-2421ECC		11400	7,445.68	6x6*	213-0066	6/46	370	302.64	24x8	214-0248		13600	15,450.47
					8x4	213-0084	5/25	757	319.12					
					8x6	213-0086	3/18	907	379.76					
					8x8	213-0088	2/15	1166	713.85					
					10x4	213-0104	2/12	1253	1,072.78					
					10x6	213-0106	2/10	1759	1,241.15					
					10x8	213-0108	2/7	1945	1,926.02					
					12x4	213-0124	1/8	1873	1,300.22					
					12x6	213-0126	1	2146	1,470.12					
					12x8	213-0128	1	2722	2,377.25					

SDR35 Solvent Weld Sewer Fittings

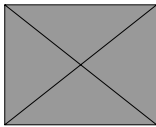
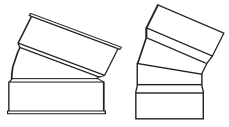
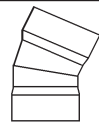
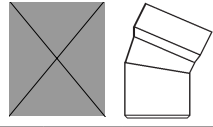
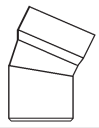
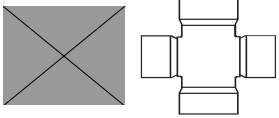
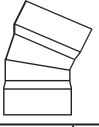
*DENOTES MOLDED FITTING. ALL OTHERS ARE FABRICATED.



3" - 30" SOLVENT WELD SEWER FITTINGS

Fittings are manufactured to ASTM D 3034 SDR 35, ASTM F 679 and ASTM F 1336 specifications.

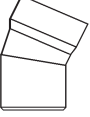
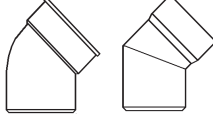
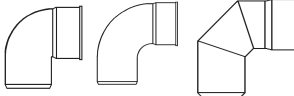
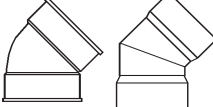
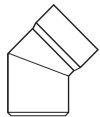
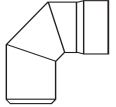
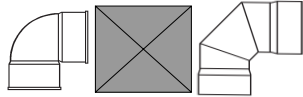
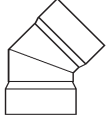
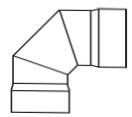
Solvent Weld
SDR35 Sewer Fittings

SIZE	PART NUMBER	CTN/ CRATE	LB/ 100	LIST PRICE	SIZE	PART NUMBER	CTN/ CRATE	LB/ 100	LIST PRICE	SIZE	PART NUMBER	CTN/ CRATE	LB/ 100	LIST PRICE					
FULL & REDUCING DOUBLE WYE HxHxHxH 					15x10	226-1510	1	5127	3,345.49	22 1/2 DEGREE EL HxH 									
					15x12	226-1512	1	6461	4,201.86										
					15x15	226-1515	1	9237	5,269.97										
					18x4	226-0184	1	4500	5,741.16										
6x4*	215-0064	5	387	222.20	18x6	226-0186	1	5000	6,171.40	3*	217-0003	36/900	22	22.22					
6x6	215-0066	3/17	572	366.62	18x8	226-0188	1	5800	6,695.12	4*	217-0004	24/400	54	22.93					
8x4	215-0084	3	661	552.16	18x10	226-1810	1	6800	7,467.59	6*	217-0006	12/100	188	100.39					
8x6	215-0086	2	968	675.10	18x12	226-1812	1	8200	7,892.88	8*	217-0008	6/52	369	259.60					
8x8	215-0088	1	1679	820.29	18x15	226-1815		9200	9,123.88	10	217-0010	2	980	805.32					
10x4	215-0104	1	1134	1,197.99	18x18	226-1818		12200	12,217.63	12	217-0012	2	1530	1,171.54					
10x6	215-0106	1	1501	1,374.05	11 1/4 DEGREE EL HxH 					15	217-0015	2	3115	2,576.20					
10x8	215-0108	3/5	2108	1,959.26						18	217-0018	1	4590	3,167.53					
10x10	215-1010	2	3090	2,319.50						21	217-0021	1	7370	5,854.29					
12x4	215-0124	1	1731	1,609.82						24	217-0024	1	10440	8,342.62					
12x6	215-0126	2	2168	1,888.84						27	217-0027		15580	10,426.72					
12x8	215-0128	2	2822	2,509.51	4*	H959-0004	24/450	60	189.50	22 1/2 DEGREE EL SxH 									
12x10	215-1210	1	3656	3,051.18	6*	H959-0006	12/120	207	241.20										
12x12	215-1212	1	5309	3,322.05	8	259-0008	6		264.72										
15x4	215-0154	2	3039	2,878.45	10	259-0010	4		821.37										
15x6	215-0156	2	3479	3,326.72	12	259-0012	2		1,195.12										
15x8	215-0158	1	4213	3,697.11	15	259-0015	1		2,627.89	3*	218-0003	36/900	24	24.81					
15x10	215-1510	1	5127	4,456.91	18	259-0018	1	4275	3,231.19	4*	218-0004	21/343	57	28.29					
15x12	215-1512	1	6461	5,178.39	21	259-0021		6845	5,971.98	6*	218-0006	12/100	191	117.12					
15x15	215-1515	1	9237	7,056.85	24	259-0024		9690	8,510.31	8*	218-0008	6/52	371	275.95					
18x4	215-0184	1	4500	6,028.17	27	259-0027		14475	10,636.31	10	218-0010	2	980	775.42					
18x6	215-0186	1	5000	6,479.97	11 1/4 DEGREE EL SxH 					12	218-0012	2	1530	1,731.67					
18x8	215-0188	1	5800	7,029.85						15	218-0015	2	3115	2,465.02					
CROSS HxHxHxH 										4*	H960-0004	24/450	66	194.22	18	218-0018	1	4849	3,167.53
										6*	H960-0006	12/100	227	247.23	21	218-0021	1	7945	5,854.29
										8	260-0008	6	525	282.84	24	218-0024	1	10969	8,342.62
					10	260-0010	4	915	821.37	27	218-0027	1	16330	10,426.72					
					12	260-0012	2	1440	1,195.12	30 DEGREE EL HxH 									
15	260-0015	1	2895	2,627.89	4	H961-0004			80						187.61				
18	260-0018	1	4435	3,231.19	6	H961-0006			354						238.83				
21	260-0021		7150	5,971.98	8	261-0008	6		581						262.06				
24	260-0024		10075	8,510.31	10	261-0010	4		1067						813.23				
27	260-0027		19300	10,636.31	12	261-0012	2		1838	1,183.25									
4x4*	226-0044	8/160	109	80.86						15	261-0015		3495	2,601.84					
6x4	226-0064	4/25	326	287.54						18	261-0018		4810	3,199.21					
6x6	226-0066	4/25	413	347.72						21	261-0021		7730	5,912.85					
8x4	226-0084	3	617	525.46						24	261-0024		10950	8,426.04					
8x6	226-0086	2	824	554.09						27	261-0027		16330	10,530.99					
8x8	226-0088	2/10	1175	675.33															
10x4	226-0104	2	1090	1,094.81															
10x6	226-0106	1	1389	1,308.60															
10x8	226-0108	1	1768	1,699.59															
10x10	226-1010	2	2304	2,124.45															
12x4	226-0124	1	1987	1,529.04															
12x6	226-0126	1	2056	1,713.25															
12x8	226-0128	1	2482	2,116.85															
12x10	226-1210	1	3656	2,422.34															
12x12	226-1212	1/3	5400	2,693.41															
15x4	226-0154	1	3039	2,646.61															
15x6	226-0156	1	3479	3,054.51															
15x8	226-0158	1	4213	3,197.53															



3" - 30" SOLVENT WELD SEWER FITTINGS

Fittings are manufactured to ASTM D 3034 SDR 35, ASTM F 679 and ASTM F 1336 specifications.

SIZE	PART NUMBER	CTN/ CRATE	LB/ 100	LIST PRICE	SIZE	PART NUMBER	CTN/ CRATE	LB/ 100	LIST PRICE	SIZE	PART NUMBER	CTN/ CRATE	LB/ 100	LIST PRICE
30 DEGREE EL SxH 					45 DEGREE EL SxH 					90 DEGREE EL SxH  <p>4" is available in both short radius and long radius. 3", 6" and 10" are short radius.</p>				
4	H962-0004		147	192.31	3*	222-0003	40/720	26	23.21	3*	224-00S3	32/600	32	23.32
6	H962-0006		320	244.81	4*	222-0004	20/375	55	28.29	4*	224-0004	10/160	96	33.57
8	262-0008	6	581	275.95	6*	222-0006	10/95	214	105.15	4*	224-00S4	16/325	73	33.04
10	262-0010	4	1067	813.23	8*	222-0008	10/45	432	274.83	6*	224-0006	8/60	261	137.37
12	262-0012	2	1838	1,183.25	10*	222-0010	4/20	817	758.92	8*	224-0008	8/30	541	376.18
15	262-0015		3495	2,601.84	12*	222-0012	1/12	1483	1,188.75	10*	224-0010	3/16	1033	1,215.84
18	262-0018		4991	3,199.21	15	222-0015	2/4	3495	2,150.50	12*	224-0012	1/9	1975	1,543.51
21	262-0021		8037	5,912.85	18	222-0018	1	5535	3,167.53	15	224-0015	1	4703	2,927.92
24	262-0024		11340	8,426.04	21	222-0021	1/2	8755	5,854.29	18	224-0018	1	10100	5,113.13
27	262-0027		21100	10,530.99	24	222-0024	1	12285	8,342.62	21	224-0021	1	16900	7,353.14
45 DEGREE EL HxH 					FABRICATED 45 DEGREE EL SxH 					FABRICATED 90 DEGREE EL SxH 				
3*	221-0003	40/720	26	16.20	6	H952-0006	10	320	143.03	6	H954-0006	6	444	195.48
4*	221-0004	24/400	53	20.88	8	252-0008	5	581	322.68	8	254-0008	4	836	341.55
6*	221-0006	10/100	204	82.37	10	252-0010	4	1067	810.14	10	254-0010	2	1514	1,105.20
8*	221-0008	10/45	432	224.38	90 DEGREE EL HxH  <p>3" and 4" are available in both short radius and long radius. 6" - 10" are short radius.</p>					1 - 44 DEGREE FABRICATED EL HxH and SxH (give size and angle when placing order) Non-Returnable				
10*	221-0010	4/20	862	787.72	3*	223-00S3	32/600	33	21.60	4	219-04			137.99
12*	221-0012	1/12	1586	1,223.35	3*	223-0003	24/400	40	23.32	6	219-06			313.01
15	221-0015	2	3495	2,734.00	4*	223-00S4	20/325	67	24.29	8	219-08			512.73
18	221-0018	1	5280	3,167.53	4*	223-0004	12/230	89	28.69	10	219-10			1,071.08
21	221-0021	1	8495	5,854.29	6*	223-0006	9/80	261	76.37	12	219-12			1,533.17
24	221-0024	1	12032	8,342.62	8*	223-0008	8/35	544	316.84	15	219-15			3,488.82
27	221-0027	1	17939	10,426.72	10*	223-0010	3/16	1078	1,110.54	18	219-18			4,121.14
FABRICATED 45 DEGREE EL HxH 					3*	223-0003	24/400	40	23.32	21	219-21			7,285.19
6	H951-0006	10	320	187.18	4*	223-00S4	20/325	67	24.29	24	219-24			10,392.13
8	251-0008	5	581	335.36	4*	223-0004	12/230	89	28.69	27	219-27			11,979.31
10	251-0010	4	1067	945.13	6*	223-0006	9/80	261	76.37					
					8*	223-0008	8/35	544	316.84					
					10*	223-0010	3/16	1078	1,110.54					
					12*	223-0012	1/9	2067	1,637.28					
					15	223-0015	1/3	4703	3,282.56					
					18	223-0018	1	10500	4,777.19					
					21	223-0021	1	17700	7,353.14					
					24	223-0024	1	24400	10,183.61					
					27	223-0027	1	34100	13,334.30					
					FABRICATED 90 DEGREE EL HxH 									
					6	H953-0006	6	444	206.27					
					8	253-0008	4	836	354.30					
					10	253-0010	2	1514	1,212.11					

SDR35 Sewer Fittings Solvent Weld

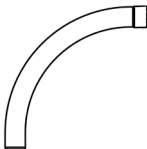
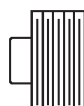

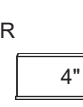
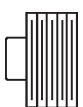







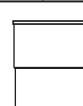

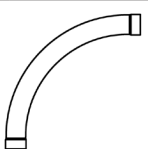


*DENOTES MOLDED FITTING. ALL OTHERS ARE FABRICATED.



3" - 30" SOLVENT WELD SEWER FITTINGS

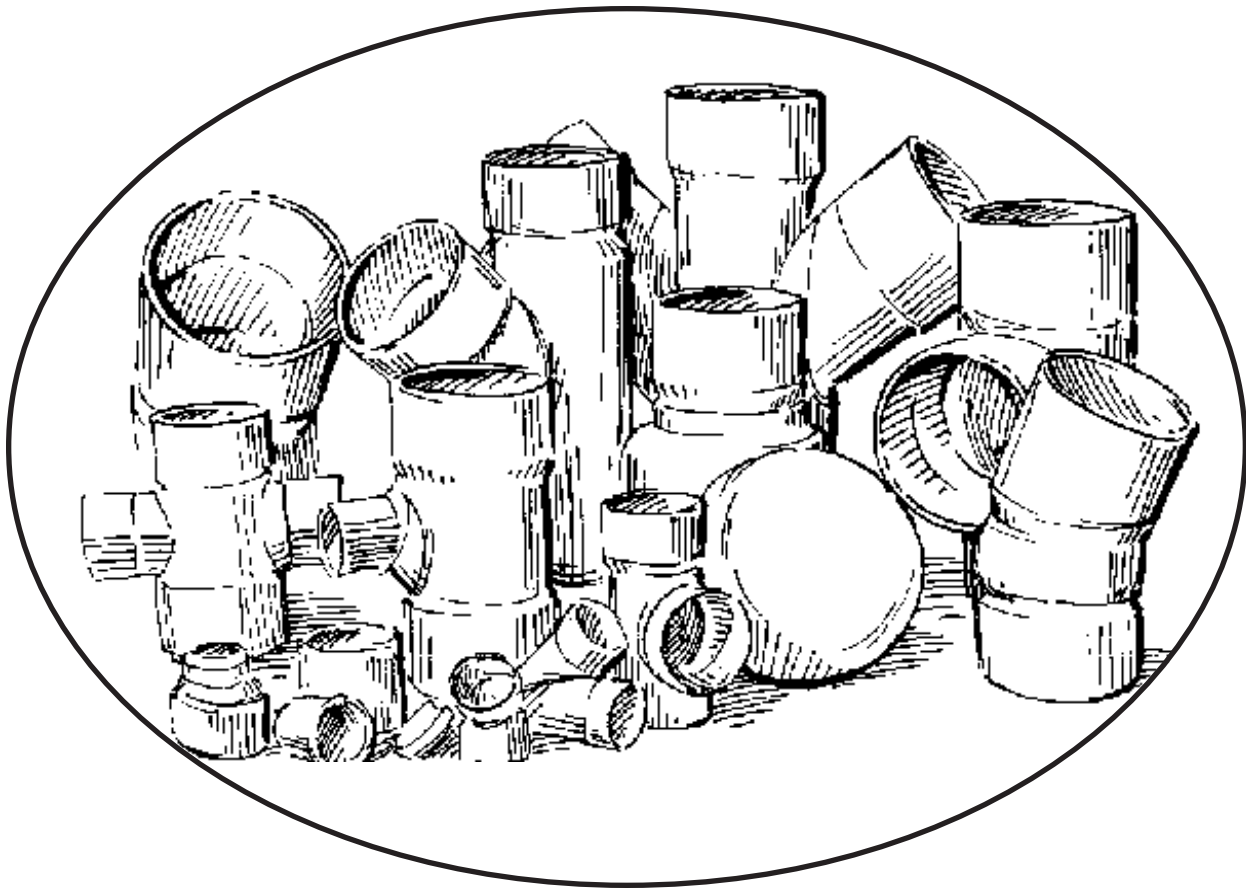
Fittings are manufactured to ASTM D 3034 SDR 35, ASTM F 679 and ASTM F 1336 specifications.

Solvent Weld
SDR35 Sewer Fittings

SIZE	PART NUMBER	CTN/ CRATE	LB/ 100	LIST PRICE	SIZE	PART NUMBER	CTN/ CRATE	LB/ 100	LIST PRICE	SIZE	PART NUMBER	CTN/ CRATE	LB/ 100	LIST PRICE
46-89 DEGREE FABRICATED EL HxH and SxH (give size and angle when placing order) Non-Returnable					90 DEGREE EL SxH LONG SWEEP 					RAISED MIPT PLUG 				
4	240-04			226.35	4	H924-L4			568.74	4*	228-0004	81/1920	23	16.64
6	240-06			315.22	6	H924-L6			810.35	6*	228-0006	32/900	55	83.88
8	240-08			598.69	IPS HUB x SEWER SPIGOT ADAPTER 					8*	328-0008	15/350	144	315.26
10	240-10			1,395.80						10*	328-0010			8
12	240-12			2,212.49	IPS SPIGOT x SEWER HUB ADAPTER 					SMART PLUG (With 3M Disk Marker DM or Metal Plate MP) 				
15	240-15			3,785.97						4*	230-0004	24/650	47	66.97
18	240-18			6,071.53	4*	230-0004L	36/600	50	66.97	6*	228-0006DM	30/120		241.51
21	240-21			9,322.73	6*	230-0006	24/245	136	152.98	8*	228-0008DM	12		350.03
24	240-24			13,876.49	8	230-0008	12	376	289.98	FIPT x SEWER SPIGOT ADAPTER 				
27	240-27			17,480.42	10	230-0010	4	698	375.68					
22 1/2 DEGREE EL HxH LONG SWEEP 					4x6*	230-0064	12/290	116	118.21	COUNTERSUNK MIPT PLUG (S = Short) 				
4	H917-L4		196	454.08	IPS SPIGOT x SEWER HUB ADAPTER 									
6	H917-L6		614	681.13	4*	231-0004	44/2160	20	26.28	4*	229-0004	36/600	66	21.54
22 1/2 DEGREE EL SxH LONG SWEEP 					6*	231-0006	18/325	66	113.37	8	229-0008	6	410	469.62
4	H918-L4		196	454.08	8	231-0008	8	546	308.60	10	229-0010		1359	2,388.29
6	H918-L6		614	681.13	10	231-0010	4	904	382.16	12	229-0012		1930	3,104.35
45 DEGREE EL HxH LONG SWEEP 					12	231-0012	2	1366	602.27	EXTRA HEAVY CAST IRON HUB x SEWER HUB ADAPTER Service Weight Available 				
4	H921-L4		309	454.08	IPS HUB x SEWER HUB ADAPTER 									
6	H921-L6		964	681.13	4*	232-0004	36/576	37	35.06	6*	234-0004	96/1920	20	38.57
45 DEGREE EL SxH LONG SWEEP 					6*	232-0006	18/168	135	120.63	8	232-0008	10	403	368.38
4	H922-L4		309	454.08	10	232-0010	4	734	898.05	10	232-0010	4	734	898.05
6	H922-L6		964	681.13	12	232-0012	2	1197	1,322.05	12	232-0012	2	1197	1,322.05
90 DEGREE EL HxH LONG SWEEP 					3x4*	232-0034	36/720	44	26.24	4*	227-0004	36/625	60	27.47
4	H923-L4			583.32	4x6*	232-0046	18/290	121	134.17	6*	227-0006	13/180	131	129.77
6	H923-L6			831.13	FIPT x SEWER HUB ADAPTER 					8*	227-0008	6/100	245	432.04
										EXTRA HEAVY CAST IRON HUB x SEWER SPIGOT ADAPTER Service Weight Available 				
										4	238-0004	18	76	91.91
										With O Ring				
										6	238-0006	15	197	131.06
										With O Ring				
										4	238-0004W			122.19
										With O Ring				
										6	238-0006W			206.48

SOLVENT WELD SCHEDULE 40 DWV FITTINGS

Solvent Weld
Schedule 40 Fittings

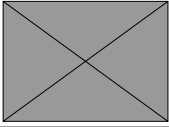
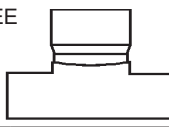
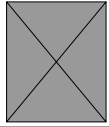


1-800-437-4670
FAX 1-800-822-6989



4" - 24" SOLVENT WELD SCHEDULE 40 DWV FITTINGS

Fabricated fittings are manufactured to ASTM F 1866 Specification. Injection molded fittings are manufactured to ASTM D 2665 specification. To be used for non-pressure drainage applications only.


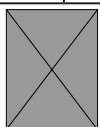
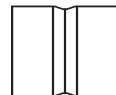
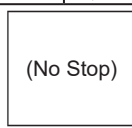
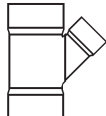

SIZE	PART NUMBER	CTN/ CRATE	LB/ 100	LIST PRICE	SIZE	PART NUMBER	CTN/ CRATE	LB/ 100	LIST PRICE	SIZE	PART NUMBER	CTN/ CRATE	LB/ 100	LIST PRICE
FABRICATED SADDLE WYE SOLVENT BRANCH, SOLVENT SKIRT WITH STRAPS 					FABRICATED SADDLE TEE SOLVENT BRANCH, SOLVENT SKIRT WITH STRAPS 					FULL & REDUCING TEE HxHxH 				
6x4	301-0064	8	340	217.84	6x4	302-0064	16	255	202.64	4x4*	303-0044	11/165	195	149.39
8x4	301-0084	10	447	307.90	8x4	302-0084	12	395	286.46	6x4*	303-0064	10/80	372	372.72
8x6	301-0086	6	680	317.05	8x6	302-0086	10	544	294.95	6x6*	303-0066	6/44	493	406.14
10x4	301-0104	10	581	388.07	10x4	302-0104	8	529	360.99	8x4*	303-0084	8/40	633	477.25
10x6	301-0106	6	843	452.15	10x6	302-0106	12	696	420.58	8x6*	303-0086	6/29	779	529.48
10x8	301-0108	2	1262	1,015.56	10x8	302-0108	8	953	944.70	8x8*	303-0088	5/23	958	662.28
12x4	301-0124	6	581	468.18	12x4	302-0124	2	674	435.52	10x4	303-0104	3/12	1401	833.88
12x6	301-0126	4	843	544.34	12x6	302-0126	6	863	506.20	10x6	303-0106	2/12	1665	1,026.07
12x8	301-0128	2	1262	1,430.20	12x8	302-0128	5	1108	1,330.44	10x8	303-0108	2/8	1987	1,151.13
12x10	301-1210	2	2110	1,712.48	12x10	302-1210	2	1509	1,593.04	10x10	303-1010	2/8	2433	1,298.89
14x4	301-0144	2	581	521.98	14x4	302-0144	2	529	485.60	12x4	303-0124	2/12	1998	1,127.54
14x6	301-0146	1	843	594.78	14x6	302-0146	1	696	552.99	12x6	303-0126	2/8	2357	1,287.41
14x8	301-0148	1	1262	1,464.02	14x8	302-0148	1	953	1,361.87	12x8	303-0128	1	2688	1,472.45
14x10	301-1410	2	2110	1,746.38	14x10	302-1410	1	1509	1,624.27	12x10	303-1210	1/5	3132	1,757.03
14x12	301-1412	2	2926	1,779.39	14x12	302-1412	1	2300	1,655.25	12x12	303-1212	1/5	3602	2,159.29
16x4	301-0164	1	581	556.31	16x4	302-0164	1	529	517.48	14x4	303-0144	1/5	2642	2,560.00
16x6	301-0166	1	843	634.76	16x6	302-0166	1	696	590.47	14x6	303-0146	1/5	2832	2,916.38
16x8	301-0168	1	1262	1,497.40	16x8	302-0168	1	953	1,392.98	14x8	303-0148	1/5	3284	3,072.48
16x10	301-1610	1	2110	1,781.20	16x10	302-1610	1	1509	1,656.91	14x10	303-1410	2	3748	3,527.38
16x12	301-1612	1	2926	1,812.84	16x12	302-1612	1	2300	1,686.39	14x12	303-1412	1	4221	4,211.50
16x14	301-1614	1	4025	1,846.25	16x14	302-1614	1	2860	1,717.44	14x14	303-1414	1/3	4750	4,611.37
18x4	301-0184	1	581	834.99	18x4	302-0184	1	529	768.35	16x4	303-0164	1	3700	3,149.96
18x6	301-0186	1	843	881.79	18x6	302-0186	1	696	813.44	16x6	303-0166	1	4056	3,518.14
18x8	301-0188	2	1262	1,955.63	18x8	302-0188	1	953	1,819.19	16x8	303-0168	1	4465	3,747.78
18x10	301-1810	1	2110	2,182.20	18x10	302-1810	1	1509	2,029.95	16x10	303-1610	1	4988	4,431.06
18x12	301-1812	1	2926	2,617.37	18x12	302-1812	1	2300	2,434.75	16x12	303-1612	1	5521	4,593.40
18x14	301-1814	1	4025	2,810.84	18x14	302-1814	1	2860	2,614.74	16x14	303-1614	1	6110	4,952.66
18x16	301-1816	1	5827	3,119.30	18x16	302-1816	1	4148	2,901.65	16x16	303-1616	1	7125	5,374.06
20x4	301-0204	1	581	853.45	20x4	302-0204	1	529	788.55	18x4	303-0184	1	4770	4,284.46
20x6	301-0206	1	843	931.20	20x6	302-0206	1	696	827.42	18x6	303-0186	1	5210	4,578.59
20x8	301-0208	2	1262	1,872.64	20x8	302-0208	1	953	1,826.95	18x8	303-0188	1	5706	4,786.16
20x10	301-2010	1	2110	2,190.71	20x10	302-2010	1	1509	2,037.85	18x10	303-1810	1	6314	4,957.80
20x12	301-2012	1	2926	2,625.68	20x12	302-2012	1	2300	2,442.47	18x12	303-1812	1	6934	4,996.72
20x14	301-2014	1	4025	2,819.13	20x14	302-2014	1	2860	2,622.45	18x14	303-1814	1	8609	5,153.52
20x16	301-2016	1	5827	3,119.30	20x16	302-2016	1	4148	2,901.65	18x16	303-1816	1	9460	5,359.57
24x4	301-0244	1	589	870.03	20x18	302-2018	1	5534	3,066.07	18x18	303-1818	1	10182	6,850.65
24x6	301-0246	1	851	947.44	24x4	302-0244	1	537	803.09	20x4	303-0204	1	6375	5,141.79
24x8	301-0248	2	1270	1,972.34	24x6	302-0246	1	704	881.38	20x6	303-0206	1	6873	5,495.48
24x10	301-2410	1	2118	2,199.15	24x8	302-0248	1	961	1,834.74	20x8	303-0208	1	7428	5,731.63
24x12	301-2412	1	2934	2,634.01	24x10	302-2410	1	1517	2,045.71	20x10	303-2010	1	8094	5,967.54
24x14	301-2414	1	4033	2,827.39	24x12	302-2412	1	2308	2,450.24	20x12	303-2012	1	8772	6,014.58
24x16	301-2416	1	5835	3,173.91	24x14	302-2414	1	2868	2,630.15	20x14	303-2014	1	9501	6,202.98
					24x16	302-2416	1	4156	2,952.42	20x16	303-2016	1	10490	6,430.89
					24x18	302-2418	1	5534	3,221.42	20x18	303-2018	1	11777	8,220.68
					24x20	302-2420	1	7542	3,626.42	20x20	303-2020	1	12841	8,506.80

*DENOTES MOLDED FITTING. ALL OTHERS ARE FABRICATED.
FOR SADDLES WITH CENTERING RING ADD 10% TO THE LIST PRICE.



4" - 24" SOLVENT WELD SCHEDULE 40 DWV FITTINGS

Fabricated fittings are manufactured to ASTM F 1866 Specification. Injection molded fittings are manufactured to ASTM D 2665 specification. To be used for non-pressure drainage applications only.

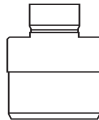
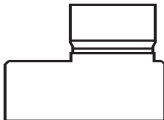
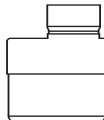
SIZE	PART NUMBER	CTN/ CRATE	LB/ 100	LIST PRICE	SIZE	PART NUMBER	CTN/ CRATE	LB/ 100	LIST PRICE	SIZE	PART NUMBER	CTN/ CRATE	LB/ 100	LIST PRICE
FULL & REDUCING TEE HxHxH					12x4	307-0124	1/10	2221	1,419.15	CONCENTRIC REDUCER COUPLING HxH 				
24x4	303-0244		9937	9,355.65	12x6	307-0126	1/7	2684	1,549.43					
24x6	303-0246		10590	10,943.46	12x8	307-0128	3/6	3294	1,840.14					
24x8	303-0248		11299	11,842.19	12x10	307-1210	2/4	3924	2,060.71					
24x10	303-2410		12120	11,976.69	12x12	307-1212	1/4	4847	2,612.91					
24x12	303-2412		12952	12,240.14	14x4	307-0144	1/5	2789	3,036.20	4x6*	309-0046	10/245	211	224.26
24x14	303-2414		13834	12,333.79	14x6	307-0146	1/5	3334	3,313.80	4x8	309-0048	16	389	388.92
24x16	303-2416		14897	12,356.85	14x8	307-0148	2	3969	3,469.18	4x10	309-0410	5	600	629.48
24x18	303-2418		16419	17,015.49	14x10	307-1410	1	4610	3,811.88	4x12	309-0412	5	890	953.70
24x20	303-2420		17961	19,397.78	14x12	307-1412	1	5570	4,606.44	4x14	309-0414	2	902	1,439.72
24x24	303-2424		20679	20,913.95	14x14	307-1414	1	6080	5,009.75	4x16	309-0416	2	1197	1,717.20
TEE SxHxH 					16x4	307-0164	1	3879	3,547.50	4x18	309-0418	2	4100	2,928.72
					16x6	307-0166	1	4544	3,904.19	4x20	309-0420	1	5600	3,514.75
					16x8	307-0168	1	5299	4,142.87	4x24	309-0424	1	8400	6,423.19
					16x10	307-1610	1	6000	4,828.31	6x8*	309-0068	9/100	385	333.88
4x4*	304-0044	11/165	193	136.03	16x12	307-1612	1	7001	4,990.82	6x10	309-0610	9	720	1,002.76
STOP COUPLING HxH 					16x14	307-1614	1	7650	5,349.53	6x12	309-0612	4	1010	1,115.22
					16x16	307-1616	1	8975	5,601.72	6x14	309-0614	2	1020	1,457.07
					18x4	307-0184	1	5492	4,677.84	6x16	309-0616	2	1301	1,768.24
					18x6	307-0186	1	6330	4,874.66	6x18	309-0618	2	4200	3,085.87
4*	305-0004	33/500	79	28.62	18x8	307-0188	1	7253	5,071.35	6x20	309-0620	1	5700	3,702.85
6*	305-0006	16/140	204	117.91	18x10	307-1810	1	8044	5,464.45	6x24	309-0624	1	8500	6,465.36
8*	305-0008	8/60	415	224.79	18x12	307-1812	1	9211	5,660.64	8x10	309-0810	6	686	669.23
10	305-0010	4/24	909	392.39	18x14	307-1814	1	9945	5,857.37	8x12	309-0812	4	1150	1,170.94
12	305-0012	2/18	1373	668.32	18x16	307-1816	1	11298	6,368.58	8x14	309-0814	2	1165	1,644.57
14	305-0014	1/12	1805	1,030.21	18x18	307-1818	1	12700	6,722.09	8x16	309-0816	2	1460	2,040.36
16	305-0016	1	2625	1,149.12	20x4	307-0204	1	6820	5,613.35	8x18	309-0818	2	4300	3,323.62
18	305-0018	1	3352	1,884.05	20x6	307-0206	1	7774	5,849.66	8x20	309-0820	1	5800	3,803.28
20	305-0020	1	4723	2,830.36	20x8	307-0208	1	8815	6,085.59	8x24	309-0824	1	8600	6,538.93
24	305-0024	1	7395	3,184.33	20x10	307-2010	1	9664	6,556.90	10x12	309-1012	2	1104	1,229.47
REPAIR COUPLING HxH (No Stop) 					20x12	307-2012	1	10947	6,792.95	10x14	309-1014	2	1438	2,078.71
					20x14	307-2014	1	11740	7,279.83	10x16	309-1016	2	1733	2,291.47
					20x16	307-2016	1	13180	7,642.12	10x18	309-1018	2	4600	3,557.59
					20x18	307-2018	1	15633	8,066.77	10x20	309-1020	1	6100	3,891.77
4*	306-0004	33/500	75	94.76	20x20	307-2020	1	15700	8,314.30	10x24	309-1024	1	8900	6,633.83
6	306-0006	1/180	177	172.03	24x4	307-0244	1	10537	9,823.46	12x14	309-1214	2	1721	2,182.67
FULL & REDUCING WYE HxHxH 					24x6	307-0246	1	11800	11,490.60	12x16	309-1216	2	2016	2,316.26
					24x8	307-0248	1	13148	12,434.30	12x18	309-1218	2	4900	3,616.44
					24x10	307-2410	1	14152	12,575.52	12x20	309-1220	1	6400	3,944.76
					24x12	307-2412	1	15744	12,852.17	12x24	309-1224	1	9200	6,739.41
4x4*	307-0044	7/100	297	94.55	24x14	307-2414	1	16691	12,950.50	14x16	309-1416	2	2355	2,402.65
6x4*	307-0064	6/52	464	323.08	24x16	307-2416	1	18362	12,974.69	14x18	309-1418	1	5200	3,931.28
6x6*	307-0066	4/36	673	332.26	24x18	307-2418	1	21278	17,866.26	14x20	309-1420	1	6700	4,197.77
8x4*	307-0084	4/28	815	516.74	24x20	307-2420	1	24683	20,367.67	14x24	309-1424	1	9500	6,970.76
8x6*	307-0086	5/21	1035	571.94	24x24	307-2424	1	30403	21,959.65	16x18	309-1618	1	5700	4,127.84
8x8*	307-0088	3/15	1423	751.18	FULL & REDUCING WYE SxHxH 					16x20	309-1620	1	7200	4,253.53
10x4*	307-0104	4/20	1212	916.28						16x24	309-1624	1	10000	7,076.01
10x6*	307-0106	2/12	1509	1,188.63						18x20	309-1820	1	6700	4,542.83
10x8	307-0108	3/8	2487	1,406.61						18x24	309-1824	1	8200	7,318.43
10x10	307-1010	2/6	3179	1,608.53						20x24	309-2024	1	11700	8,560.39
4x4*	308-0044	8/100	280	95.83										

Solvent Weld
Schedule 40 Fittings



4" - 24" SOLVENT WELD SCHEDULE 40 DWV FITTINGS

Fabricated fittings are manufactured to ASTM F 1866 Specification. Injection molded fittings are manufactured to ASTM D 2665 specification. To be used for non-pressure drainage applications only.

SIZE	PART NUMBER	CTN/ CRATE	LB/ 100	LIST PRICE	SIZE	PART NUMBER	CTN/ CRATE	LB/ 100	LIST PRICE	SIZE	PART NUMBER	CTN/ CRATE	LB/ 100	LIST PRICE
CONCENTRIC REDUCER BUSHING SxH 					ECCENTRIC REDUCER COUPLING HxH 					ECCENTRIC REDUCER BUSHING SxH 				
6x4*	310-0064	10/300	176	238.82	4x6*	309-0046ECC	15/300	169	236.59	6x4	310-0064ECC	8/200	250	308.37
8x4	310-0084	8	690	413.19	4x8	309-0048ECC	16/60	389	408.17	8x4	310-0084ECC	8	690	444.35
8x6*	310-0086	10/100	374	423.12	4x10	309-0410ECC	5	600	664.06	8x6	310-0086ECC	8	750	446.38
10x4	310-0104	3	1130	599.56	4x12	309-0412ECC	5	890	1,006.14	10x4	310-0104ECC	4	1130	674.76
10x6	310-0106	4	1250	747.30	4x14	309-0414ECC	2	902	1,518.93	10x6	310-0106ECC	4	1250	822.48
10x8	310-0108	4	1360	828.34	4x16	309-0416ECC	2	1197	1,811.63	10x8	310-0108ECC	4/30	1400	873.90
12x4	310-0124	2	1600	908.27	4x18	309-0418ECC	2	4100	3,089.79	12x4	310-0124ECC	2	1600	958.26
12x6	310-0126	2	1720	1,111.72	4x20	309-0420ECC	1	5600	3,708.04	12x6	310-0126ECC	2	1720	1,172.85
12x8	310-0128	2	1870	1,143.92	4x24	309-0424ECC	1	8400	6,776.47	12x8	310-0128ECC	2	1870	1,206.87
12x10	310-1210	2	2090	1,167.65	6x8	309-0068ECC	12/48	480	443.39	12x10	310-1210ECC		2140	1,235.35
14x4	310-0144	1	2100	1,371.19	6x10	309-0610ECC	9	720	1,002.76	14x4	310-0144ECC	1	2100	1,446.61
14x6	310-0146	1	2200	1,387.69	6x12	309-0612ECC	4	1010	1,176.52	14x6	310-0146ECC	1	2200	1,464.04
14x8	310-0148	1	2400	1,566.34	6x14	309-0614ECC	2	1020	1,537.20	14x8	310-0148ECC	1	2400	1,652.40
14x10	310-1410	1	2600	1,979.74	6x16	309-0616ECC	2	1301	1,865.49	14x10	310-1410ECC	1	2600	2,088.62
14x12	310-1412	1	2900	2,078.74	6x18	309-0618ECC	2	4200	3,255.59	14x12	310-1412ECC	1	2900	2,193.10
16x4	310-0164	1	3000	1,635.42	6x20	309-0620ECC	1	5700	3,906.51	16x4	310-0164ECC	1	3000	1,725.36
16x6	310-0166	1	3100	1,683.81	6x24	309-0624ECC	1	8500	6,820.97	16x6	310-0166ECC	1	3100	1,776.68
16x8	310-0168	1	3200	1,943.24	8x10	309-0810ECC	6/36	870	706.01	16x8	310-0168ECC	1	3200	2,050.10
16x10	310-1610	1	3500	2,182.31	8x12	309-0812ECC	4	1150	1,235.35	16x10	310-1610ECC	1	3500	2,302.34
16x12	310-1612	1	3800	2,206.02	8x14	309-0814ECC	2	1165	1,735.02	16x12	310-1612ECC	1	3800	2,327.31
16x14	310-1614	1	4100	2,288.37	8x16	309-0816ECC	2	1460	2,152.60	16x14	310-1614ECC	1	4100	2,414.09
18x4	310-0184	1	4000	2,789.25	8x18	309-0818ECC	2	4300	3,506.43	18x4	310-0184ECC	1	4000	2,942.66
18x6	310-0186	1	4100	2,938.88	8x20	309-0820ECC	1	5800	4,012.46	18x6	310-0186ECC	1	4100	3,100.54
18x8	310-0188	1	4300	3,165.38	8x24	309-0824ECC	1	8600	6,898.56	18x8	310-0188ECC	1	4300	3,339.45
18x10	310-1810	1	4500	3,388.20	10x12	309-1012ECC	2	1430	1,297.10	18x10	310-1810ECC	1	4500	3,574.52
18x12	310-1812	1	4700	3,444.21	10x14	309-1014ECC	2	1438	2,193.01	18x12	310-1812ECC	1	4700	3,633.67
18x14	310-1814	1	5100	3,744.08	10x16	309-1016ECC	2	1733	2,417.50	18x14	310-1814ECC	1	5100	3,949.98
18x16	310-1816	1	5500	3,931.30	10x18	309-1018ECC	2	4600	3,753.24	18x16	310-1816ECC	1	5500	4,147.48
20x4	310-0204	1	6700	3,347.40	10x20	309-1020ECC	1	6100	4,105.79	20x4	310-0204ECC	1	6700	3,531.51
20x6	310-0206	1	6800	3,526.53	10x24	309-1024ECC	1	8900	6,998.68	20x6	310-0206ECC	1	6800	3,720.52
20x8	310-0208	1	7000	3,622.17	12x14	309-1214ECC	2	1721	2,302.70	20x8	310-0208ECC	1	7000	3,821.34
20x10	310-2010	1	7200	3,706.44	12x16	309-1216ECC	2	2016	2,443.69	20x10	310-2010ECC	1	7200	3,910.24
20x12	310-2012	1	7400	3,756.91	12x18	309-1218ECC	2	4900	3,815.35	20x12	310-2012ECC	1	7400	3,963.56
20x14	310-2014	1	7800	3,997.94	12x20	309-1220ECC	1	6400	4,161.72	20x14	310-2014ECC	1	7800	4,217.82
20x16	310-2016	1	8200	4,050.92	12x24	309-1224ECC	1	9200	7,110.06	20x16	310-2016ECC	1	8200	4,273.76
20x18	310-2018	1	8700	4,326.51	14x16	309-1416ECC	2	2355	2,534.78	20x18	310-2018ECC	1	8700	4,564.43
24x4	310-0244	1	10400	6,117.30	14x18	309-1418ECC	1	5200	4,147.48	24x4	310-0244ECC	1	10400	6,453.79
24x6	310-0246	1	10500	6,157.55	14x20	309-1420ECC	1	6700	4,428.72	24x6	310-0246ECC	1	10500	6,496.18
24x8	310-0248	1	10700	6,227.52	14x24	309-1424ECC	1	9500	7,354.16	24x8	310-0248ECC	1	10700	6,570.00
24x10	310-2410	1	10900	6,317.94	16x18	309-1618ECC	1	5700	4,354.86	24x10	310-2410ECC	1	10900	6,665.42
24x12	310-2412	1	11100	6,418.45	16x20	309-1620ECC	1	7200	4,487.43	24x12	310-2412ECC	1	11100	6,771.48
24x14	310-2414	1	11500	6,638.79	16x24	309-1624ECC	1	10000	7,465.12	24x14	310-2414ECC	1	11500	7,003.94
24x16	310-2416	1	11900	6,739.02	18x20	309-1820ECC	1	6700	4,792.64	24x16	310-2416ECC	1	11900	7,109.70
24x18	310-2418	1	12400	6,969.92	18x24	309-1824ECC	1	8200	7,720.91	24x18	310-2418ECC	1	12400	7,353.29
24x20	310-2420	1	12800	8,152.74	20x24	309-2024ECC	1	11700	9,031.20	24x20	310-2420ECC	1	12800	8,601.15


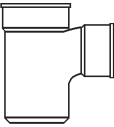

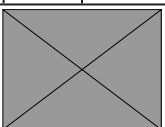
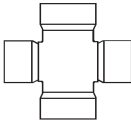
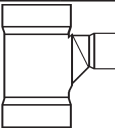
Solvent Weld
Schedule 40 Fittings

*DENOTES MOLDED FITTING. ALL OTHERS ARE FABRICATED.



4" - 24" SOLVENT WELD SCHEDULE 40 DWV FITTINGS

Fabricated fittings are manufactured to ASTM F 1866 Specification. Injection molded fittings are manufactured to ASTM D 2665 specification. To be used for non-pressure drainage applications only.

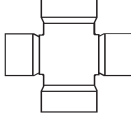
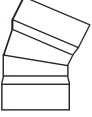
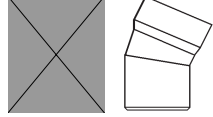
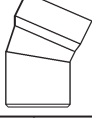

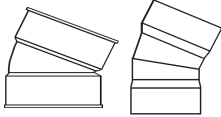

SIZE	PART NUMBER	CTN/ CRATE	LB/ 100	LIST PRICE	SIZE	PART NUMBER	CTN/ CRATE	LB/ 100	LIST PRICE	SIZE	PART NUMBER	CTN/ CRATE	LB/ 100	LIST PRICE
CAP H 					16x8	313-0168	1	5362	4,828.31	18x8	315-0188	1	7802	7,353.45
					18x4	313-0184	1	5497	4,882.53	18x10	315-1810		9049	8,196.65
					18x6	313-0186	1	6364	5,147.80	18x12	315-1812		10712	8,773.96
					18x8	313-0188	1	7316	5,413.22	18x14	315-1814		11845	9,371.78
4*	311-0004	55/900	62	62.28	20x4	313-0204	1	6825	5,859.08	18x16	315-1816		14048	10,507.87
6*	311-0006	15/284	157	123.48	20x6	313-0206	1	7808	6,177.35	18x18	315-1818		17200	12,228.41
8*	311-0008	6/120	312	321.97	20x8	313-0208	1	8878	6,495.87	20x4	315-0204		6949	7,574.82
10*	311-0010	8/75	528	572.46	24x4	313-0244	1	10542	10,721.31	20x6	315-0206		8070	8,189.49
12*	311-0012	4/42	816	724.49	24x6	313-0246	1	11834	11,341.32	20x8	315-0208		9364	8,824.11
14	311-0014	2	825	1,208.64	24x8	313-0248	1	13211	13,322.45	20x10	315-2010		10669	9,835.35
16	311-0016	2	1120	1,547.31	T-Y SxHxH 					20x12	315-2012		12448	10,529.09
18	311-0018	3	4000	1,789.50						20x14	315-2014		13640	11,647.69
20	311-0020	2	5500	3,926.97						20x16	315-2016		15930	12,609.51
24	311-0024	2	8300	4,482.28						20x18	315-2018		19655	13,713.44
PLUG SP 					4x4*	314-0044	7/130	240	109.38	20x20	315-2020		21300	14,549.97
					FULL & REDUCING DOUBLE WYE HxHxHxH 					24x4	315-0244		10666	12,618.30
										24x6	315-0246		12096	15,320.77
										24x8	315-0248		13697	17,171.20
24x10	315-2410		15157	17,964.99										
4*	312-0004	36/500	82	109.70	4x4*	315-0044	4/80	330	281.84	24x12	315-2412		17245	18,972.22
6*	312-0006	24/230	175	343.88	6x4*	315-0064	4/36	534	624.03	24x14	315-2414		18591	19,734.06
8	312-0008	12	650	389.23	6x6	315-0066	3	1192	573.88	24x16	315-2416		21112	20,387.17
10	312-0010	4	1060	568.72	8x4	315-0084	3	1151	657.13	24x18	315-2418		25300	29,808.43
12	312-0012	3	1530	713.04	8x6	315-0086	2	1634	863.80	24x20	315-2420		30193	33,747.31
14	312-0014	1	2000	1,375.92	8x8	315-0088	1	2288	1,108.89	24x24	315-2424		40537	39,527.34
16	312-0016	1	2900	1,726.07	10x4	315-0104	1	1692	1,236.94	FULL AND REDUCING CROSS HxHxHxH 				
18	312-0018	1	3900	1,989.38	10x6	315-0106	1	2268	1,664.00					
20	312-0020	1	6600	3,221.59	10x8	315-0108	2	3045	2,039.36					
24	312-0024	1	10300	4,844.13	10x10	315-0110	2	4184	2,412.85					
T-Y HxHxH 					12x4	315-0124	1	2350	1,915.84	4x4*	326-0044	6	225	253.14
					12x6	315-0126	2	2978	2,169.17	6x4	326-0064	6/12	607	470.44
					12x8	315-0128	2	3843	2,668.21	6x6*	326-0066	4/36	579	514.94
					4x4*	313-0044	7/130	242	81.58	12x10	315-1210	1	4924	3,117.40
6x4*	313-0064	10/70	418	376.61	12x12	315-1212	1	6348	4,050.20	8x6	326-0086	2	1248	734.33
6x6*	313-0066	5/40	575	325.25	14x4	315-0144	1	2918	4,098.90	8x8	326-0088	2	1716	975.06
8x4	313-0084	4	1027	840.07	14x6	315-0146	1	3628	4,639.31	10x4	326-0104	1	1478	1,313.18
8x6	313-0086	3	1383	1,037.10	14x8	315-0148	1	4518	5,030.31	10x6	326-0106	1	1846	1,436.43
8x8	313-0088	2/10	1802	1,311.21	14x10	315-1410	1	5610	5,717.86	10x8	326-0108	1	2327	1,876.87
10x4	313-0104	2	1594	1,336.91	14x12	315-1412	1	6992	7,140.11	10x10	326-1010	1	3049	2,234.63
10x6	313-0106	2	2017	1,636.10	14x14	315-1414	1	7980	8,015.61	12x4	326-0124	1	2075	1,522.12
10x8	313-0108	1	2559	2,208.31	16x4	315-0164	1	4008	4,789.17	12x6	326-0126	1	2538	1,802.37
12x4	313-0124	1	2236	1,698.56	16x6	315-0166	1	4838	5,465.85	12x8	326-0128	1	3028	2,135.20
12x6	313-0126	1	2747	1,764.53	16x8	315-0168	1	5848	6,001.91	12x10	326-1210	1	3745	2,635.57
12x8	313-0128	1	3357	2,449.22	16x10	315-1610	1	7000	7,242.43	12x12	326-1212	1	4502	3,346.90
14x4	313-0144	1	2794	2,933.64	16x12	315-1612	1	8502	7,735.71	14x4	326-0144	1	2719	3,601.95
14x6	313-0146	2	3370	3,697.93	16x14	315-1614	1	9550	8,559.23	14x6	326-0146	1	3117	4,082.96
14x8	313-0148	1	4032	4,164.71	16x16	315-1616	1	11625	9,516.70	14x8	326-0148	1	3625	4,552.18
16x4	313-0164	2	3884	3,749.75	18x4	315-0184	1	5621	6,315.08	14x10	326-1410	1	4361	5,291.06
16x6	313-0166	2	4580	3,968.85	18x6	315-0186	1	6626	6,824.49	14x12	326-1412	1	5117	6,527.78

Solvent Weld
Schedule 40 Fittings



4" - 24" SOLVENT WELD SCHEDULE 40 DWV FITTINGS

Fabricated fittings are manufactured to ASTM F 1866 Specification. Injection molded fittings are manufactured to ASTM D 2665 specification. To be used for non-pressure drainage applications only.

SIZE	PART NUMBER	CTN/ CRATE	LB/ 100	LIST PRICE	SIZE	PART NUMBER	CTN/ CRATE	LB/ 100	LIST PRICE	SIZE	PART NUMBER	CTN/ CRATE	LB/ 100	LIST PRICE
FULL AND REDUCING CROSS HxHxHxH 					11 1/4 DEGREE EL HxH 					22 1/2 DEGREE EL SxH 				
14x14	326-1414	1	5985	7,378.19	4*	359-0004	22/400	97	180.10	4*	318-0004	24/320	102	95.08
16x4	326-0164	1	3779	4,310.30	6*	359-0006	12/100	254	362.05	6*	318-0006	12/100	273	297.70
16x6	326-0166	1	4237	4,934.23	8	359-0008	6	580	600.20	8*	318-0008	6/45	544	540.24
16x8	326-0168	1	4805	5,881.14	10	359-0010	4	950	1,244.63	10	318-0010	2	1233	926.60
16x10	326-1610	1	5601	6,709.79	12	359-0012	2	1480	1,690.63	12	318-0012	2	1800	1,279.02
16x12	326-1612	1	6417	7,119.77	14	359-0014	1	2500	2,221.72	14	318-0014	1	2529	2,503.66
16x14	326-1614	1	7345	7,928.65	16	359-0016	1	3300	2,748.43	16	318-0016	2	3328	2,707.82
16x16	326-1616	1	8875	8,867.28	18	359-0018	1	3900	3,279.84	18	318-0018	1	4500	3,231.35
18x4	326-0184	1	4847	5,784.02	20	359-0020		5200	5,931.63	20	318-0020	1	8100	5,843.95
18x6	326-0186	1	5392	6,410.07	24	359-0024		12000	8,540.59	24	318-0024		11800	8,414.38
18x8	326-0188	1	6049	6,939.92	11 1/4 DEGREE EL SxH 					30 DEGREE EL HxH 				
18x10	326-1810	1	6930	7,436.77	4*	360-0004	24/400	87	184.60	4	361-0004	10	120	182.77
18x12	326-1812	1	7834	7,744.86	6*	360-0006	12/100	241	371.09	6	361-0006	10	440	367.55
18x14	326-1814	1	8839	8,245.56	8	360-0008	6	730	632.18	8	361-0008	6	780	609.17
18x16	326-1816	1	10204	8,843.34	10	360-0010	4	1180	1,275.71	10	361-0010	4	1300	1,263.24
18x18	326-1818	1	13074	11,646.09	12	360-0012	2	1710	1,732.88	12	361-0012	2	2000	1,715.98
20x4	326-0204	1	6452	6,941.42	14	360-0014	1	2500	2,541.23	14	361-0014	1	2500	2,255.01
20x6	326-0206	1	7055	7,693.70	16	360-0016	1	3300	2,817.16	16	361-0016	1	3300	2,789.64
20x8	326-0208	1	7771	8,310.88	18	360-0018	1	4200	3,361.84	18	361-0018	1	4400	3,329.02
20x10	326-2010	1	8710	8,951.31	20	360-0020		7700	6,079.92	20	361-0020		5800	6,020.57
20x12	326-2012	1	9672	9,322.58	24	360-0024		11400	8,754.09	24	361-0024		10100	8,668.71
20x14	326-2014	1	10736	9,924.73	22 1/2 DEGREE EL HxH 					30 DEGREE EL SxH 				
20x16	326-2016	1	12159	10,611.00	4*	317-0004	22/320	110	66.38	4	362-0004	10	200	187.34
20x18	326-2018	1	14501	13,975.21	6*	317-0006	12/100	286	307.18	6	362-0006	10	440	376.71
20x20	326-2020	1	16482	14,886.89	8*	317-0008	6/45	528	496.21	8	362-0008	6	780	624.39
24x4	326-0244	1	10014	12,630.15	10	317-0010	2	1233	854.71	10	362-0010	4	1300	1,294.84
24x6	326-0246	1	10772	15,320.77	12	317-0012	2	1800	1,367.62	12	362-0012	2	2000	1,758.90
24x8	326-0248	1	11642	17,171.20	14	317-0014	2	2529	2,188.89	14	362-0014	1	2500	2,579.35
24x10	326-2410	1	12736	17,964.99	16	317-0016	2	3328	2,707.82	16	362-0016	1	3300	2,859.45
24x12	326-2412	1	13852	18,972.22	18	317-0018	1	4200	3,231.35	18	362-0018	1	4700	3,412.26
24x14	326-2414	1	15069	19,734.06	20	317-0020	1	5500	5,843.95	20	362-0020		8500	6,171.11
24x16	326-2416	1	16647	20,388.79	24	317-0024		9600	8,414.38	24	362-0024		12300	8,885.42
24x18	326-2418	1	19143	28,926.34										
24x20	326-2420	1	21131	33,946.12										
24x24	326-2424	1	26294	37,645.11										

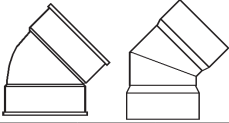
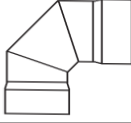

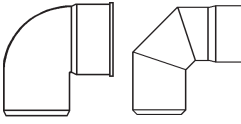
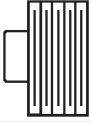

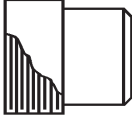

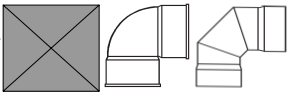

Solvent Weld
Schedule 40 Fittings

*DENOTES MOLDED FITTING. ALL OTHERS ARE FABRICATED.



4" - 24" SOLVENT WELD SCHEDULE 40 DWV FITTINGS

Fabricated fittings are manufactured to ASTM F 1866 Specification. Injection molded fittings are manufactured to ASTM D 2665 specification. To be used for non-pressure drainage applications only.

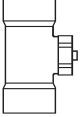
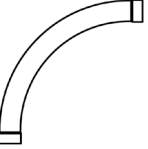
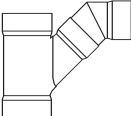
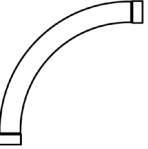
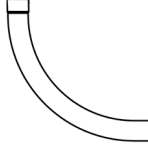
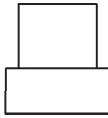
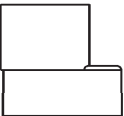
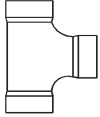
SIZE	PART NUMBER	CTN/CRATE	LB/100	LIST PRICE	SIZE	PART NUMBER	CTN/CRATE	LB/100	LIST PRICE	SIZE	PART NUMBER	CTN/CRATE	LB/100	LIST PRICE				
45 DEGREE EL HxH 					90 DEGREE EL HxH FABRICATED 					FIPT x SCH 40 HUB ADAPTER 								
4*	321-0004	16/250	147	42.48	6	353-0006	5/48	622	278.23	4*	327-0004	36/575	80	47.08				
6*	321-0006	12/90	315	196.47	8	353-0008	/24	1070	496.21	6*	327-0006	13/180	170	148.66				
8*	321-0008	4/45	580	451.12	90 DEGREE EL SxH 					8*	327-0008	6/100	296	530.44				
10*	321-0010	4/20	1059	892.06						10	327-0010		1194	2,388.29				
12*	321-0012	1/12	1766	1,350.22						12	327-0012		1675	3,104.35				
14	321-0014	1	2720	2,503.66						RAISED MIPT PLUG 								
16	321-0016	2	3990	2,707.82											4*	324-0004	12/200	176
18	321-0018	1	4800	3,687.72	6*	324-0006	7/60	426	208.72									
20	321-0020	1	6300	5,656.59	8*	324-0008	6/30	819	608.82									
24	321-0024	1	10900	8,127.20	10*	324-0010	3/16	1300	1,090.39									
45 DEGREE EL SxH 					12*	324-0012	1/9	2232	1,679.27	6*	328-0006	32/960	78	78.55				
4*	322-0004	16/250	139	51.51	14	324-0014	1	3720	2,841.61	8*	328-0008	15/350	144	315.26				
6*	322-0006	12/100	300	196.47	16	324-0016	1	5400	3,931.48	10*	328-0010	8	184	564.22				
8*	322-0008	4/45	571	451.12	18	324-0018	1	11900	4,878.81	12*	328-0012	10	260	802.29				
10*	322-0010	4/20	1015	892.82	20	324-0020		14600	7,154.51	FIPT x SCH 40 SPIGOT ADAPTER 								
12*	322-0012	1/12	1697	1,368.21	24	324-0024		22400	9,908.62									
14	322-0014	2	2720	2,444.36	1-44 DEGREE FABRICATED EL HxH and SxH (give size and angle when placing order) Non-Returnable													
16	322-0016	2	3990	2,707.82	4	319-04		298.98										
18	322-0018	1	5100	3,647.45	6	319-06		541.44										
20	322-0020	1	7200	5,656.59	8	319-08		911.13	4*	329-0004	24/450	95	64.21					
24	322-0024	1	12200	8,127.20	10	319-10		1,410.20	6	329-0006	15	260	172.00					
45 DEGREE EL LONG SxH 					12	319-12		2,008.23	8	329-0008	12	430	598.31					
4*	352-0004	8/162	245	82.83	14	319-14		3,059.49	10	329-0010		1194	2,388.29					
90 DEGREE EL HxH 					16	319-16		3,308.62	12	329-0012		1675	3,104.35					
					18	319-18		3,948.49	COUNTERSUNK MIPT PLUG 									
					20	319-20		7,140.61										
					24	319-24		10,281.36						4*	334-0004	96/1920	34	40.47
					4	340-04		358.85						6*	334-0006	40	72	104.06
6	340-06		665.94	46-89 DEGREE FABRICATED EL HxH and SxH (give size and angle when placing order) Non-Returnable														
8	340-08		961.53	8	340-08		961.53											
10	340-10		1,789.15	10	340-10		1,789.15											
12	340-12		2,692.30	12	340-12		2,692.30											
14	340-14		3,866.06	14	340-14		3,866.06											
16	340-16		4,861.93	16	340-16		4,861.93											
18	340-18		6,017.55	18	340-18		6,017.55											
20	340-20		8,742.07	20	340-20		8,742.07											
24	340-24		9,322.73	24	340-24		9,322.73											

Solvent Weld Schedule 40 Fittings



4" - 24" SOLVENT WELD SCHEDULE 40 DWV FITTINGS


Fabricated fittings are manufactured to ASTM F 1866 Specification. Injection molded fittings are manufactured to ASTM D 2665 specification. To be used for non-pressure drainage applications only.

SIZE	PART NUMBER	CTN/ CRATE	LB/ 100	LIST PRICE	SIZE	PART NUMBER	CTN/ CRATE	LB/ 100	LIST PRICE	SIZE	PART NUMBER	CTN/ CRATE	LB/ 100	LIST PRICE
See Page 22 in SDR35 Solvent Weld Section for SDR35 x SCH40 Adapters SxH, HxS and HxH					TEST TEE HxHxFIPT WITH PLUG 					90 DEGREE EL HxH LONG SWEEP 				
					4x4	393-0044	8	317	145.69					
COMBO WYE HxHxH 					6x4	393-0064	8	415	485.25	2	323-L2			183.60
					6x6	393-0066	8	545	693.38	3	323-L3			359.79
					8x4	393-0084	4	685	539.46	4	323-L4			567.67
					8x6	393-0086	4	840	792.71	90 LONG SWEEP HxH SCH40 UL 				
4x4*	348-0044	4/70	420	150.22	8x8	393-0088	4	1080	1,816.95					
6x4	348-0064	8	603	566.44	10x4	393-0104	3	1499	1,417.10					
6x6	348-0066	4	973	784.20	10x6	393-0106	3	1666	1,923.03					
8x4	348-0084	4	954	712.55	10x8	393-0108	2	2000	2,994.45					
8x6	348-0086	2	1335	1,033.51	12x4	393-0124	2	2099	1,832.93	2	323-L2UL			247.30
8x8	348-0088	1	2302	1,249.88	12x6	393-0126	1	2361	2,353.84	3	323-L3UL			458.91
10x4	348-0104	4	1351	1,201.12	12x8	393-0128	1	2700	3,280.80	4	323-L4UL			677.24
10x6	348-0106	2	1809	1,543.97	14x4	393-0144	1	2734	3,259.74	2" IPS 90 8" Radius SxH 				
10x8	348-0108	1	3360	2,013.52	14x6	393-0146	1	2929	3,952.10					
12x4	348-0124	1	2360	1,867.94	14x8	393-0148	1	3300	5,153.56					
12x6	348-0126	1	3226	1,940.39	16x4	393-0164	1	3794	3,621.36					
12x8	348-0128	1	4173	2,447.21	16x6	393-0166	1	4049	4,393.08					
14x4	348-0144	1	2928	3,194.53	16x8	393-0168	1	4400	5,620.18	2	323-L2R8			43.81
14x6	348-0146	1	3876	3,669.22	DOWNSPOUT ADAPTERS (Larger sizes available upon request) 									
14x8	348-0148	1	4848	4,076.27	2x3x3*	391-0233	36/1080	27	28.86					
16x4	348-0164	1	4018	4,160.42	2x3x4*	391-0234	20	34	46.03					
16x6	348-0166	1	5086	4,259.65	3x4x4*	391-0344	36	38	72.61					
16x8	348-0168	1	6178	4,658.73	4x6x6*	391-0466	15	110	128.33					
18x4	348-0184	1	5631	5,369.35	FLUSHMOUNT DOWNSPOUT ADAPTERS (Larger sizes available upon request) 									
18x6	348-0186	1	6872	5,661.18	2x3x4	392-0234		36	33.51					
18x8	348-0188	1	8132	5,952.74	3x4x4	392-0344		39	72.61					
20x4	348-0204	1	6959	6,443.09	4x6x6	392-0466	30	103	252.98					
20x6	348-0206	1	8316	6,793.18	TWO WAY CLEANOUT TEE HxHxH 									
20x8	348-0208		9694	7,143.46	4x4*	383-0444	5/100	334	210.18					
24x4	348-0244		10676	11,790.43	6x6*	383-0666	5/32	742	926.99					
24x6	348-0246		12342	12,472.16										
24x8	348-0248		14027	12,888.31										

Solvent Weld
Schedule 40 Fittings

*DENOTES MOLDED FITTING. ALL OTHERS ARE FABRICATED.

GASKETED SCHEDULE 40 DWV FITTINGS

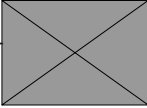
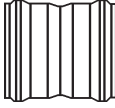




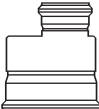

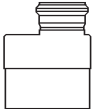



1-800-437-4670
FAX 1-800-822-6989



4" - 12" GASKETED SCHEDULE 40 DWV FITTINGS

Fabricated fittings are manufactured to ASTM F 1866 specification. To be used for non-pressure drainage applications only.
 Class 160 and Class 200 Non-Pressure fittings available upon request. Contact customer service for pricing.


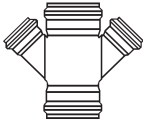

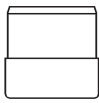
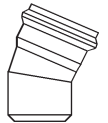

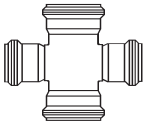

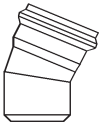


SIZE	PART NUMBER	CTN/ CRATE	LB/ 100	LIST PRICE	SIZE	PART NUMBER	CTN/ CRATE	LB/ 100	LIST PRICE	SIZE	PART NUMBER	CTN/ CRATE	LB/ 100	LIST PRICE	
FABRICATED SADDLE WYE GASKET BRANCH, SOLVENT SKIRT WITH STRAPS 					STOP COUPLING GxG 					CONCENTRIC REDUCER BUSHING SxG 					
6x4	G301-0064	8	424	345.79	4	G305-0004	10	242	116.49	6x4	G310-0064	8	590	303.38	
8x4	G301-0084	6	532	438.18	6	G305-0006	5	490	242.36	8x4	G310-0084	5	795	577.60	
8x6	G301-0086	6	830	579.65	8	G305-0008	8	876	428.04	8x6	G310-0086	4	1100	589.25	
10x4	G301-0104	4	730	520.36	10	G305-0010	4	1287	641.53	10x4	G310-0104	4	1200	861.05	
10x6	G301-0106	4	993	718.22	12	G305-0012	2	1765	944.35	10x6	G310-0106	4	1360	1,052.45	
10x8	G301-0108	2	1461	1,413.66	REPAIR COUPLING GxG 					10x8	G310-0108	2	1890	1,180.68	
12x4	G301-0124	4	897	875.97						12x4	G310-0124	4	1670	1,298.94	
12x6	G301-0126	4	1170	926.17	4*	G306-0004	15/250	177	116.49	12x6	G310-0126	4	1830	1,567.14	
12x8	G301-0128	2	1691	2,276.36	6*	G306-0006	4/90	370	242.34	12x8	G310-0128	2	2060	1,611.99	
12x10	G301-1210	1	2294	2,725.65	8	G306-0008	4/45	716	428.04	12x10	G310-1210	2	2880	1,827.51	
FABRICATED SADDLE TEE GASKET BRANCH, SOLVENT SKIRT WITH STRAPS 					10	G306-0010	4/40	1028	641.53	16x4	G310-0164			2,371.37	
6x4	G302-0064	12	354	335.13	12	G306-0012	2/20	1379	944.35	16x6	G310-0166			2,441.52	
8x4	G302-0084	8	493	423.17	FULL & REDUCING WYE GxGxG 					16x8	G310-0168			2,817.73	
8x6	G302-0086	8	708	564.20						16x10	G310-1610			3,164.36	
10x4	G302-0104	4	626	501.43	4x4*	G307-0044	4/70	447	459.57	16x12	G310-1612			3,198.66	
10x6	G302-0106	4	861	696.21	6x4*	G307-0064	4/34	830	515.16	ECCENTRIC REDUCER COUPLING GxG 					
10x8	G302-0108	2	1147	1,200.81	6x6*	G307-0066	3/24	1261	582.30						
12x4	G302-0124	4	723	675.10	8x4	G307-0084	4/16	1430	754.40	4x6	G309-0046ECC			520	334.51
12x6	G302-0126	4	1028	784.87	8x6	G307-0086	2/13	1821	999.75	4x8	G309-0048ECC	5	920	636.84	
12x8	G302-0128	2	1345	1,929.15	8x8	G307-0088	1	2264	1,611.89	4x10	G309-0410ECC	4	1280	949.33	
12x10	G302-1210	1	1691	2,309.86	10x4	G307-0104	2	2050	1,293.30	4x12	G309-0412ECC	4	1730	1,452.54	
FULL & REDUCING TEE GxGxG 					10x6	G307-0106	1/9	2507	1,675.78	6x8	G309-0068ECC			1070	649.69
					10x8	G307-0108	2	3073	1,988.84	6x10	G309-0610ECC	4	1440	1,412.77	
4x4*	G303-0044	6/100	343	396.49	10x10	G307-1010	2	3732	2,267.00	6x12	G309-0612ECC	4	1890	1,752.47	
6x4*	G303-0064	2/40	674	438.68	12x4	G307-0124	1	2705	2,001.11	8x10	G309-0810ECC			1670	1,302.48
6x6*	G303-0066	2/33	773	462.44	12x6	G307-0126	1	3236	2,182.90	8x12	G309-0812ECC	2	2120	1,802.60	
8x4	G303-0084	3/21	1300	694.73	12x8	G307-0128	2	3885	2,595.56	10x12	G309-1012ECC			2380	2,043.59
8x6	G303-0086	3/16	1561	865.87	12x10	G307-1210	1	4510	2,906.83	ECCENTRIC REDUCER BUSHING SxG 					
8x8	G303-0088	1/11	1887	1,401.65	12x12	G307-1212		5328	3,687.15						
10x4	G303-0104	2	1881	1,209.80	CONCENTRIC REDUCER COUPLING GxG 					6x4	G310-0064ECC	8	320	318.58	
10x6	G303-0106	2/10	2213	1,447.82						8x4	G310-0084ECC	5	795	606.49	
10x8	G303-0108	1	2564	1,870.02	4x6	G309-0046	8/30	618	318.58	8x6	G310-0086ECC			950	618.72
10x10	G303-1010	1	2986	1,943.76	4x8	G309-0048	5	920	611.22	10x4	G310-0104ECC	4	1200	904.10	
12x4	G303-0124	1	2495	1,591.45	4x10	G309-0410	4	1280	904.10	10x6	G310-0106ECC	4	1360	1,105.10	
12x6	G303-0126	1/6	2922	1,816.60	4x12	G309-0412	4	1730	1,383.34	10x8	G310-0108ECC			1590	1,240.47
12x8	G303-0128	2	3282	2,086.00	6x8	G309-0068	5	1225	618.72	12x4	G310-0124ECC	4	1670	1,363.88	
12x10	G303-1210	2	3713	2,509.62	6x10	G309-0610	4	1440	1,412.77	12x6	G310-0126ECC	4	1830	1,645.48	
12x12	G303-1212	1	4278	3,044.73	6x12	G309-0612	4	1890	1,716.75	12x8	G310-0128ECC	2	2060	1,692.54	
					8x10	G309-0810	2	2000	1,240.47	12x10	G310-1210ECC			2320	1,918.90
					8x12	G309-0812	2	2120	1,716.75						
					10x12	G309-1012	2	2990	1,946.31						

*DENOTES MOLDED FITTING. ALL OTHERS ARE FABRICATED.
 # FOR SADDLES WITH CENTERING RING ADD 10% TO THE LIST PRICE.



4" - 12" GASKETED SCHEDULE 40 DWV FITTINGS

Fabricated fittings are manufactured to ASTM F 1866 specification. To be used for non-pressure drainage applications only.
 Class 160 and Class 200 Non-Pressure fittings available upon request. Contact customer service for pricing.

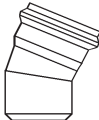
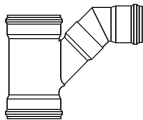

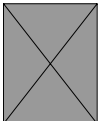

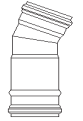
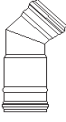
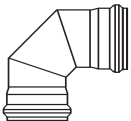

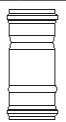
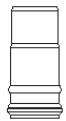
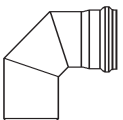

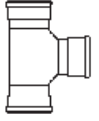
SIZE	PART NUMBER	CTN/ CRATE	LB/ 100	LIST PRICE	SIZE	PART NUMBER	CTN/ CRATE	LB/ 100	LIST PRICE	SIZE	PART NUMBER	CTN/ CRATE	LB/ 100	LIST PRICE															
CAP G 					FULL & REDUCING DOUBLE WYE GxGxGxG 					11 1/4 DEGREE EL GxG 																			
															4*	G311-0004	27/320	196	194.06	6x4*	G315-0064	4/25	783	669.70	4	G359-0004		270	323.45
															6*	G311-0006	12	384	304.64	6x6	G315-0066	2	1698	808.82	6	G359-0006		570	438.18
															8	G311-0008	4	776	499.75	8x4	G315-0084	2	1641	980.69	8	G359-0008		970	792.77
															10	G311-0010	4	1140	803.45	8x6	G315-0086	2/8	2262	1,349.70	10	G359-0010		1440	1,398.84
12	G311-0012	4	1590	1,059.96	8x8	G315-0088	1	3011	2,256.65	12	G359-0012		2020	1,946.14															
PLUG SP 					10x4 G315-0104 10x6 G315-0106 10x8 G315-0108 10x10 G315-0110					11 1/4 DEGREE EL SxG 																			
															4*	312-0004	36	82	109.70	12x4	G315-0124	1	2916	2,601.43	4	G360-0004		250	331.55
															6*	312-0006	24	175	343.88	12x6	G315-0126	1	3677	2,946.89	6	G360-0006		530	449.21
															8	312-0008	4	650	389.23	12x8	G315-0128	1	4632	3,688.03	8	G360-0008		910	830.30
															10	312-0010	3	1060	568.72	12x10	G315-1210	1	5689	4,389.12	10	G360-0010		1370	1,433.83
12	312-0012	1	1530	713.04	12x12	G315-1212	1	6918	5,530.72	12	G360-0012		1930	1,994.78															
T-Y GxGxG 					FULL & REDUCING CROSS GxGxGxG 					22 1/2 DEGREE EL GxG 																			
															6x4	G313-0064	4	945	749.85	6x4	G326-0064	3	969	570.33	4	G317-0004	8/105	400	317.09
															6x6	G313-0066	4	1300	1,001.62	6x6	G326-0066	3	1409	624.29	6	G317-0006	6/44	750	429.53
															8x4	G313-0084	3	1473	1,097.73	8x4	G326-0084	2	1472	903.14	8	G317-0008	2	983	784.90
															8x6	G313-0086	2	1919	1,354.73	8x6	G326-0086	2	1903	1,168.92	10	G317-0010	2	1449	1,371.31
															8x8	G313-0088	1	2339	1,943.76	8x8	G326-0088	2	2417	1,962.32	12	G317-0012	2	2023	1,907.77
															10x4	G313-0104	2	2093	1,746.20	10x4	G326-0104	1	2053	1,851.73	22 1/2 DEGREE EL SxG 				
															10x6	G313-0106	2	2605	2,137.07	10x6	G326-0106	1	2555	1,954.53					
															10x8	G313-0108	1	3148	2,884.24	10x8	G326-0108	2	3094	2,648.74					
															12x4	G313-0124	1	2748	2,218.61	10x10	G326-1010	1	3776	3,152.08					
															12x6	G313-0126	1	3334	2,304.72	12x4	G326-0124	1	2667	2,068.83					
															12x8	G313-0128	1	3960	3,756.78	12x6	G326-0126	2	3264	2,452.42	6	G318-0006	6/44	700	440.32
																				12x8	G326-0128	1	3812	2,920.40	8	G318-0008	2	967	813.96
					12x10	G326-1210	1	4503	3,513.45	10	G318-0010	2	1373	1,405.55															
					12x12	G326-1212	1	5375	4,567.15	12	G318-0012	2	1934	1,955.48															
MANHOLE ADAPTER 					4* G316-0004 6* G316-0006 8 G316-0008 10 G316-0010 12 G316-0012					30 DEGREE EL GxG 																			
															4	G316-0004	12/168	227	220.64	4	G361-0004		300	320.28					
															6	G316-0006	18/75	350	304.88	6	G361-0006		630	433.85					
															8	G316-0008	12	510	350.57	8	G361-0008		1030	792.77					
															10	G316-0010	6	700	553.22	10	G361-0010		1570	1,385.01					
															12	G316-0012	4	925	811.62	12	G361-0012		2230	1,926.86					

Gasketed Schedule 40 Fittings




4" - 12" GASKETED SCHEDULE 40 DWV FITTINGS

Fabricated fittings are manufactured to ASTM F 1866 specification. To be used for non-pressure drainage applications only.
Class 160 and Class 200 Non-Pressure fittings available upon request. Contact customer service for pricing.

SIZE	PART NUMBER	CTN/ CRATE	LB/ 100	LIST PRICE	SIZE	PART NUMBER	CTN/ CRATE	LB/ 100	LIST PRICE	SIZE	PART NUMBER	CTN/ CRATE	LB/ 100	LIST PRICE
30 DEGREE EL SxG 					1 - 44 DEGREE FABRICATED EL GxG and SxG (give size and angle when placing order) Non-Returnable					COMBO WYE GxGxG 				
4	G362-0004		290	328.25	4	G319-04			371.22	4x4	G348-0044	4/28	885	447.73
6	G362-0006		590	444.73	6	G316-06			642.97	6x4	G348-0064		1276	824.49
8	G362-0008		970	822.11	8	G319-08			1,082.32	6x6	G348-0066		1945	1,001.62
10	G362-0010		1500	1,418.73	10	G319-10			1,674.99	8x4	G348-0084		1770	1,097.73
12	G362-0012		2140	1,975.04	12	G319-12			2,385.20	8x6	G348-0086		2505	1,411.59
45 DEGREE EL GxG 					46 - 89 DEGREE FABRICATED EL GxG and SxG (give size and angle when placing order) Non-Returnable					8x8 G348-0088 3425 2,294.37				
4*	G321-0004	9/170	249	309.38	4	G340-04			355.72	10x4	G348-0104		2390	1,746.20
6*	G321-0006	6/55	538	411.83	6	G340-06			941.02	10x6	G348-0106		3191	2,137.07
8	G321-0008	4/20	1408	765.77	8	G340-08			1,139.81	10x8	G348-0108		4234	2,884.24
10	G321-0010	2	2120	1,337.84	10	G340-10			2,125.06	12x4	G348-0124		3045	2,310.46
12	G321-0012	1	2337	1,882.33	12	G340-12			3,196.38	12x6	G348-0126		3920	2,594.71
45 DEGREE EL SxG 					IPS GASKET x SEWER SPIGOT ADAPTER 					DEEP SOCKET 22 1/2 EL G x DSG 				
4*	G322-0004	9/170	219	315.56	4*	G330-0004	18/192	130	171.49	4	G317-0DS4		350	450.32
6*	G322-0006	6/55	495	420.04	6*	G330-0006	8/120	295	257.90	6	G317-0DS6		690	511.18
8	G322-0008	4/20	1290	781.07	8	G330-0008	6/34	667	632.71	DEEP SOCKET 45 EL G x DSG 				
10	G322-0010	2	2040	1,364.59	10	G330-0010	2	1054	875.66	4	G351-0DS4		370	409.55
12	G322-0012	1	2148	1,929.43	12	G330-0012	4	1623	1,289.01	6	G351-0DS6		730	464.63
90 DEGREE EL GxG 					IPS SPIGOT x SEWER GASKET ADAPTER 					DEEP SOCKET SETTLER COUPLING G x DSG 				
4*	G323-0004	7/150	276	346.88	4*	G331-0004	24/192	105	134.50	4	G305-0DS4		318	522.35
6*	G323-0006	4/45	685	847.00	6	G331-0006	18/80	378	257.42	6	G305-0DS6		623	709.53
8	G323-0008	2/16	1892	1,025.66	8	G331-0008	6	644	669.23	DEEP SOCKET SETTLER COUPLING S x DSG 				
10	G323-0010	2	2400	1,807.97	10	G331-0010	4	1310	898.05	4	G325-0DS4		276	506.76
12	G323-0012	2	3095	2,781.13	12	G331-0012	4	1375	1,322.07	6	G325-0DS6		547	650.54
90 DEGREE EL SxG 					IPS GASKET x SEWER GASKET ADAPTER (NS - No Stop) 					TWO WAY CLEANOUT TEE GxGxG 				
4*	G324-0004	8/160	251	353.82	4*	G332-0004	18/300	142	185.16	4	G383-0444			626.19
6*	G324-0006	4/45	640	899.22	4*	G332-0004NS	18/300	134	185.16	6	G383-0666		177	1,963.97
8	G324-0008	2	1774	1,192.69	6*	G332-0006	8/90	311	271.83					
10	G324-0010	4	2340	1,887.89	6*	G332-0006NS	8/90	306	271.83					
12	G324-0012	2	3006	2,836.79	8	G332-0008	8/36	822	648.90					
					10	G332-0010	8/36	1264	898.05					
					12	G332-0012	4	1833	1,322.07					
					4x6*	G332-0046		275	248.39					

*DENOTES MOLDED FITTING. ALL OTHERS ARE FABRICATED.

ASTM 3034 SDR26 GASKETED HEAVY WALL SEWER FITTINGS



1-800-437-4670
FAX 1-800-822-6989



4" - 36" GASKETED HEAVY WALL SEWER FITTINGS

Fittings are manufactured to ASTM D 3034 SDR 26, and ASTM F 1336 specifications.

SIZE	PART NUMBER	CTN/ CRATE	LB/ 100	LIST PRICE	SIZE	PART NUMBER	CTN/ CRATE	LB/ 100	LIST PRICE	SIZE	PART NUMBER	CTN/ CRATE	LB/ 100	LIST PRICE
FULL & REDUCING TEE GxGxG					FULL & REDUCING TEE SxGxG					HEAVY WALL SEWER GASKET x SCH40 GASKET TEE				
4x4*	903-0044	8/150	168	260.02	6x4	904-0064			343.96	6x4	963-0064		570	383.33
6x4*	903-0064	7/70	407	330.83	6x6	904-0066			373.93	8x4	963-0084	5/25	920	494.59
6x6*	903-0066	6/56	469	356.35	8x4*	904-0084	4/28	816	640.15	8x6*	963-0086	3/30	1140	550.92
8x4*	903-0084	8/30	786	448.62	8x6*	904-0086	6/25	870	749.44	10x4	963-0104		1725	1,401.55
8x6*	903-0086	6/30	838	499.67	8x8	904-0088			795.38	10x6	963-0106		2000	1,426.57
8x8*	903-0088	5/24	1115	739.39	10x4	904-0104			1,121.71	12x4	963-0124		2400	1,741.89
10x4	903-0104	2/12	1660	1,121.71	10x6	904-0106			1,143.46	12x6	963-0126		2740	1,844.39
10x6	903-0106	2/10	1920	1,143.46	10x8	904-0108			1,737.21	15x4	963-0154		3750	2,456.21
10x8	903-0108	2/10	2330	1,737.21	10x10	904-1010			1,893.55	15x6	963-0156		4200	2,706.75
10x10	903-1010	2	2790	1,893.55	12x4	904-0124			1,431.56	18x4	963-0184		7150	7,068.00
12x4	903-0124	1	2320	1,431.56	12x6	904-0126			1,499.25	18x6	963-0186		7800	7,307.82
12x6	903-0126	1/8	2640	1,499.25	12x8	904-0128			2,035.26	21x4	963-0214		10650	10,722.04
12x8	903-0128	1	3090	2,035.26	12x10	904-1210			2,430.93	21x6	963-0216		11500	11,501.73
12x10	903-1210	1	3590	2,430.93	12x12	904-1212			2,623.85	24x4	963-0244		16150	16,918.24
12x12	903-1212	1	4310	2,623.85	15x4	904-0154			2,126.57	24x6	963-0246		17000	20,514.79
15x4	903-0154	1	3690	2,126.57	15x6	904-0156			2,343.42	HEAVY WALL SEWER GASKET x SCH40 HUB TEE				
15x6	903-0156	1/5	4100	2,343.42	15x8	904-0158			2,467.73	6x4	973-0064	8	505	323.94
15x8	903-0158	2	4675	2,467.73	15x10	904-1510			2,813.10	8x4*	973-0084	8/30	770	471.05
15x10	903-1510	1	5310	2,813.10	15x12	904-1512			3,314.87	8x6*	973-0086	6/30	819	524.69
15x12	903-1512	1	5940	3,314.87	15x15	904-1515			4,305.65	10x4	973-0104		1675	1,271.61
15x15	903-1515	1	7420	4,305.65	18x4	904-0184			6,119.47	10x6	973-0106		1900	1,369.66
18x4	903-0184	1	6300	6,119.47	18x6	904-0186			6,327.09	12x4	973-0124		2350	1,581.40
18x6	903-0186	1	6900	6,327.09	18x8	904-0188			6,610.22	12x6	973-0126		2700	1,725.46
18x8	903-0188	1	7500	6,610.22	18x10	904-1810			6,864.39	15x4	973-0154		3850	2,339.21
18x10	903-1810	1	8300	6,864.39	18x12	904-1812			7,052.34	15x6	973-0156		4150	2,577.84
18x12	903-1812	1	9100	7,052.34	18x15	904-1815			7,510.60	18x4	973-0184		7050	6,731.44
18x15	903-1815	1	10500	7,510.60	18x18	904-1818			7,931.41	18x6	973-0186		7750	6,959.86
18x18	903-1818	1	13300	7,931.41	21x4	904-0214			9,283.18	21x4	973-0214		10550	10,211.46
21x4	903-0214		10600	9,283.18	21x6	904-0216			9,958.22	21x6	973-0216		11400	10,954.05
21x6	903-0216		11400	9,958.22	21x8	904-0218			10,696.83	24x4	973-0244		16100	16,112.62
21x8	903-0218		12100	10,696.83	21x10	904-2110			11,493.62	24x6	973-0246		16900	19,537.92
21x10	903-2110		13000	11,493.62	21x12	904-2112			12,319.54					
21x12	903-2112		13900	12,319.54	21x15	904-2115			13,750.35					
21x15	903-2115		15600	13,750.35	21x18	904-2118			15,603.09					
21x18	903-2118		18100	15,603.09	21x21	904-2121			20,681.96					
21x21	903-2121		21700	20,681.96	24x4	904-0244			14,647.79					
24x4	903-0244		16100	14,647.79	24x6	904-0246			17,761.72					
24x6	903-0246		16900	17,761.72	24x8	904-0248			18,042.91					
24x8	903-0248		17900	18,042.91	24x10	904-2410			18,840.11					
24x10	903-2410		18800	18,840.11	24x12	904-2412			19,184.34					
24x12	903-2412		19900	19,184.34	24x15	904-2415			19,936.29					
24x15	903-2415		21800	19,936.29	24x18	904-2418			27,588.74					
24x18	903-2418		24600	27,588.74	24x21	904-2421			29,847.00					
24x21	903-2421		27500	29,847.00	24x24	904-2424			36,674.40					
24x24	903-2424		33000	36,674.40										




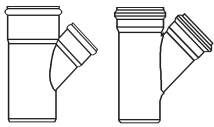
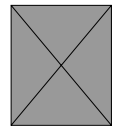
SDR26 Gasketed Sewer Fittings

*DENOTES MOLDED FITTING. ALL OTHERS ARE FABRICATED.



4" - 36" GASKETED HEAVY WALL SEWER FITTINGS

Fittings are manufactured to ASTM D 3034 SDR 26, and ASTM F 1336 specifications.

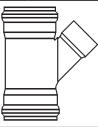
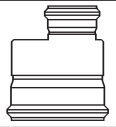
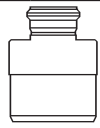
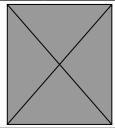
SIZE	PART NUMBER	CTN/ CRATE	LB/ 100	LIST PRICE	SIZE	PART NUMBER	CTN/ CRATE	LB/ 100	LIST PRICE	SIZE	PART NUMBER	CTN/ CRATE	LB/ 100	LIST PRICE																				
STOP COUPLING GxG 					15x12	907-1512	1	7500	4,040.51	15x12	908-1512			4,646.58																				
					15x15	907-1515	1	9500	5,101.71	15x15	908-1515					5,867.00																		
					18x4	907-0184		7000	5,675.49	18x4	908-0184					7,389.28																		
					18x6	907-0186		7600	5,749.13	18x6	908-0186					7,640.01																		
					18x8	907-0188		8800	5,952.74	18x8	908-0188					7,981.77																		
4*	905-0004	24	91	121.25	18x10	907-1810		10000	6,687.87	18x10	908-1810			8,288.70																				
6*	905-0006	16/100	258	342.73	18x12	907-1812		11300	7,186.45	18x12	908-1812			8,515.70																				
8*	905-0008	8/20	561	415.64	18x15	907-1815		13400	7,690.30	18x15	908-1815			9,069.00																				
10	905-0010	4	1110	610.35	18x18	907-1818		18100	9,989.88	18x18	908-1818			11,488.24																				
12	905-0012	2	1650	886.00	21x4	907-0214		11300	9,857.76	21x4	908-0214			11,336.41																				
15	905-0015	1	2430	1,832.93	21x6	907-0216		12000	11,463.70	21x6	908-0216			13,183.23																				
18	905-0018		5000	3,901.33	21x8	907-0218		13400	11,916.65	21x8	908-0218			13,704.15																				
21	905-0021		8900	7,169.93	21x10	907-2110		15200	13,432.25	21x10	908-2110			15,447.08																				
24	905-0024		13800	10,445.49	21x12	907-2112		16500	14,526.90	21x12	908-2112			16,705.94																				
REPAIR COUPLING GxG 					21x15	907-2115		17800	16,824.61	21x15	908-2115			19,348.25																				
					21x18	907-2118		23600	19,812.89	21x18	908-2118					22,784.82																		
					21x21	907-2121		27700	25,925.44	21x21	908-2121					29,814.27																		
					24x4	907-0244		16800	15,405.62	24x4	908-0244					17,687.20																		
					24x6	907-0246		17700	18,649.83	24x6	908-0246					21,447.33																		
4*	906-0004	24	90	121.25	24x8	907-0248		19500	18,945.06	24x8	908-0248			21,786.83																				
6*	906-0006	16/100	193	242.88	24x10	907-2410		21500	19,782.15	24x10	908-2410			22,749.51																				
8*	906-0008	8/59	556	398.95	24x12	907-2412		23000	20,143.54	24x12	908-2412			23,165.07																				
10	906-0010	4/24	1005	610.35	24x15	907-2415		26000	20,933.09	24x15	908-2415			24,073.05																				
12	906-0012	2/15	1438	886.00	24x18	907-2418		30300	28,968.17	24x18	908-2418			33,313.38																				
15	906-0015	1/9	2389	1,832.93	24x21	907-2421		36700	31,339.38	24x21	908-2421			36,040.28																				
18	906-0018		3800	3,901.33	24x24	907-2424		45000	38,508.11	24x24	908-2424			44,284.34																				
21	906-0021		5700	7,170.07	FULL & REDUCING WYE GxGxG 					FULL & REDUCING WYE SxGxG 					HEAVY WALL SEWER GASKET x SCH40 GASKET WYE 																			
24	906-0024		7300	10,445.49															4x4*	907-0044	8/120	185	249.05	4x4	908-0044		275	306.48	6x4	967-0064	5/30	600	486.44	
																			6x4*	907-0064	6/54	427	326.90	6x4	908-0064			379.43	8x4	967-0084	5/23	1075	482.11	
																			6x6*	907-0066	5/42	598	404.31	6x6	908-0066			618	465.41	8x6	967-0086	5/20	1350	579.04
																			8x4*	907-0084	6/27	946	457.75	8x4*	908-0084	6/26	966	526.20	10x4	967-0104	2/12	1925	1,354.59	
					8x6*	907-0086	5/21	1050	525.22	8x6*	908-0086	5/21	1088	604.00	10x6	967-0106		2300	1,459.73															
					8x8*	907-0088	4/15	1589	920.96	8x8	908-0088			1,058.19	12x4	967-0124		2625	1,778.66															
					10x4	907-0104	2/14	1850	1,157.90	10x4	908-0104			1,331.57	12x6	967-0126		3200	1,885.63															
					10x6	907-0106	2/10	2180	1,176.63	10x6	908-0106			1,353.12	15x4	967-0154		4225	2,609.47															
					10x8	907-0108	2	2780	1,817.99	10x8	908-0108			2,097.64	15x6	967-0156		4800	3,129.08															
					10x10	907-1010	3	3540	2,196.64	10x10	908-1010			2,526.14	18x4	967-0184		7800	7,421.43															
					12x4	907-0124	1	2565	1,581.85	12x4	908-0124			1,819.24	18x6	967-0186		8500	7,673.24															
					12x6	907-0126	1/7	3070	1,602.62	12x6	908-0126			1,842.96	21x4	967-0214		11400	11,385.70															
					12x8	907-0128	3	3540	2,382.73	12x8	908-0128			2,740.07	21x6	967-0216		12100	13,240.53															
					12x10	907-1210	2	4520	2,926.70	12x10	908-1210			3,365.70	24x4	967-0244		16900	17,764.11															
					12x12	907-1212	1	5450	3,112.12	12x12	908-1212			3,573.85	24x6	967-0246		17800	21,540.54															
					15x4	907-0154	1	4150	2,259.02	15x4	908-0154			2,598.15																				
					15x6	907-0156	1	4730	2,706.22	15x6	908-0156			3,112.18																				
					15x8	907-0158	2/5	5460	3,017.83	15x8	908-0158			3,470.53																				
					15x10	907-1510	1	6540	3,627.02	15x10	908-1510			4,171.05																				

Gasketed SDR26 Sewer Fittings



4" - 36" GASKETED HEAVY WALL SEWER FITTINGS

Fittings are manufactured to ASTM D 3034 SDR 26, and ASTM F 1336 specifications.

SIZE	PART NUMBER	CTN/ CRATE	LB/ 100	LIST PRICE	SIZE	PART NUMBER	CTN/ CRATE	LB/ 100	LIST PRICE	SIZE	PART NUMBER	CTN/ CRATE	LB/ 100	LIST PRICE
HEAVY WALL SEWER GASKET x SCH40 HUB WYE 					12x18	909-1218		5500	3,062.94	ECCENTRIC REDUCER COUPLING GxG 				
					12x21	909-1221		9400	4,767.60					
					12x24	909-1224		13900	9,631.26					
					15x18	909-1518		6300	3,190.09					
6x4	977-0064	8/30	600	462.44	15x21	909-1521		10200	5,507.05	4x6*	909-0046ECC	12/250	221	232.32
8x4*	977-0084	6/27	925	407.85	15x24	909-1524		14700	9,871.09	4x8	909-0048ECC	8	913	444.60
8x6*	977-0086	5/21	1023	514.78	18x21	909-1821		11900	5,933.64	4x10	909-0410ECC	4	1461	856.27
10x4	977-0104	2/10	1875	1,307.73	18x24	909-1824		14700	10,401.12	4x12	909-0412ECC	2	2134	1,295.38
10x6	977-0106		2200	1,402.81	21x24	909-2124		18200	11,281.89	4x15	909-0415ECC	1	2980	2,175.82
12x4	977-0124		2575	1,731.76	CONCENTRIC REDUCER BUSHING SxG 					4x18	909-0418ECC		4500	2,940.63
12x6	977-0126		3100	1,828.73						4x21	909-0421ECC		8500	4,365.32
15x4	977-0154		4175	2,485.19						4x24	909-0424ECC		13000	9,097.45
15x6	977-0156		4700	2,954.71						6x8	909-0068ECC		1035	501.12
18x4	977-0184		7750	7,068.00	6x10	910-0064	12/250	176	209.40	6x10	909-0610ECC	4	1583	1,013.79
18x6	977-0186		8400	7,307.82	8x4	910-0084	8	831	400.20	6x12	909-0612ECC	2	2256	2,153.74
21x4	977-0214		11350	10,843.51	8x6	910-0086	8	953	420.07	6x15	909-0615ECC	1	3100	2,751.00
21x6	977-0216		12000	12,610.07	10x4	910-0104	4	1360	834.47	6x18	909-0618ECC		4600	2,976.61
24x4	977-0244		16850	16,918.19	10x6	910-0106	4	1482	989.07	6x21	909-0621ECC		8600	4,410.66
24x6	977-0246		17700	20,514.79	10x8	910-0108	2	1600	1,147.35	6x24	909-0624ECC		13100	9,187.61
CONCENTRIC REDUCER COUPLING GxG 					12x4	910-0124	2	1968	1,263.72	8x10	909-0810ECC		1780	1,176.05
					12x6	910-0126	2	2090	1,328.50	8x12	909-0812ECC	2	2454	1,568.66
					12x8	910-0128	2	2287	1,530.30	8x15	909-0815ECC	1	3340	2,393.87
					12x10	910-1210	2	2420	1,773.82	8x18	909-0818ECC		4800	3,048.99
4x6*	909-0046	10/210	218	232.32	15x4	910-0154	1	2690	2,122.63	8x21	909-0821ECC		8800	4,473.22
4x8	909-0048	8	913	444.60	15x6	910-0156	1	2810	2,153.74	8x24	909-0824ECC		13300	9,293.31
4x10	909-0410	4	1461	835.33	15x8	910-0158	1	3050	2,335.39	10x12	909-1012ECC		2731	1,818.14
4x12	909-0412	2	2134	1,263.72	15x10	910-1510	1	3350	2,574.00	10x15	909-1015ECC	1	3640	2,638.32
4x15	909-0415	1	2980	2,122.63	15x12	910-1512	1	3690	2,798.95	10x18	909-1018ECC		5100	3,092.00
4x18	909-0418		4500	2,806.34	18x4	910-0184		4200	2,622.02	10x21	909-1021ECC		9100	4,530.41
4x21	909-0421		8500	4,365.32	18x6	910-0186		4300	2,904.03	10x24	909-1024ECC		13600	9,340.99
4x24	909-0424		13000	9,097.45	18x8	910-0188		4500	2,974.77	12x15	909-1215ECC	1	1757	2,868.88
6x8	909-0068	8/30	498	460.53	18x10	910-1810		4800	3,016.55	12x18	909-1218ECC		5500	3,135.57
6x10	909-0610	4/24	1583	989.07	18x12	910-1812		5100	3,059.12	12x21	909-1221ECC		9400	4,767.60
6x12	909-0612	2	2256	2,153.74	18x15	910-1815		5900	3,084.36	12x24	909-1224ECC		13900	9,631.26
6x15	909-0615	1	3100	2,751.00	21x4	910-0214		7300	3,624.79	15x18	909-1518ECC		6300	3,190.09
6x18	909-0618		4600	2,855.06	21x6	910-0216		7400	3,967.11	15x21	909-1521ECC		10200	5,507.05
6x21	909-0621		8600	4,410.66	21x8	910-0218		7600	3,990.98	15x24	909-1524ECC		14700	9,871.09
6x24	909-0624	2	13100	9,187.61	21x10	910-2110		7900	4,038.40	18x21	909-1821ECC		11900	5,933.64
8x10	909-0810	2	839	1,147.35	21x12	910-2112		8200	4,135.02	18x24	909-1824ECC		14700	10,401.12
8x12	909-0812	1	2454	1,530.30	21x15	910-2115		9000	4,294.38	21x24	909-2124ECC		18200	11,281.89
8x15	909-0815		3340	2,335.37	21x18	910-2118		10700	4,656.40					
8x18	909-0818		4800	2,897.09	24x4	910-0244		10200	8,043.45					
8x21	909-0821	2	8800	4,473.22	24x6	910-0246		10300	8,138.85					
8x24	909-0824	1	13300	9,293.31	24x8	910-0248		10500	8,542.83					
10x12	909-1012		1259	1,773.82	24x10	910-2410		10800	8,432.82					
10x15	909-1015		3640	2,574.00	24x12	910-2412		11100	8,542.27					
10x18	909-1018	1	5100	2,998.91	24x15	910-2415		11900	8,785.51					
10x21	909-1021		9100	4,530.41	24x18	910-2418		13600	9,169.23					
10x24	909-1024		13600	9,340.99	24x21	910-2421		15400	10,777.24					
12x15	909-1215		1757	2,798.95										


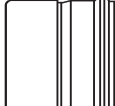
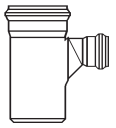
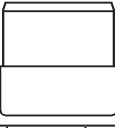

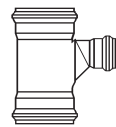
SDR26 Gasketed Sewer Fittings

*DENOTES MOLDED FITTING. ALL OTHERS ARE FABRICATED.



4" - 36" GASKETED HEAVY WALL SEWER FITTINGS

Fittings are manufactured to ASTM D 3034 SDR 26, and ASTM F 1336 specifications.

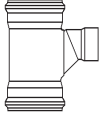

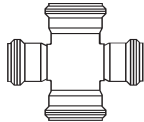
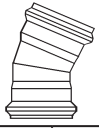
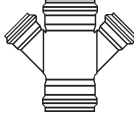
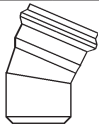

SIZE	PART NUMBER	CTN/ CRATE	LB/ 100	LIST PRICE	SIZE	PART NUMBER	CTN/ CRATE	LB/ 100	LIST PRICE	SIZE	PART NUMBER	CTN/ CRATE	LB/ 100	LIST PRICE	
ECCENTRIC REDUCER BUSHING SxG 					CAP G 					18x6	913-0186		7600	6,567.82	
										18x8	913-0188		8900	6,966.46	
										21x4	913-0214		11300	10,399.92	
										21x6	913-0216		12000	12,094.22	
6x4*	910-0064ECC	12/250	178	209.40	4*	911-0004	48	55	99.58	21x8	913-0218		13500	13,039.83	
8x4	910-0084ECC	8	831	400.20	6*	911-0006	13/225	181	230.05	24x4	913-0244		16800	16,410.89	
8x6	910-0086ECC	4	953	420.07	8*	911-0008	14/135	820	341.07	24x6	913-0246		17700	19,675.53	
10x4	910-0104ECC	4	1360	834.47	10	911-0010	4/100	1368	657.13	24x8	913-0248		19600	19,987.03	
10x6	910-0106ECC	4	1482	989.07	12	911-0012	3	1114	1,033.71	T-Y SxGxG 					
10x8	910-0108ECC		1680	1,147.35	15	911-0015	1	2910	1,719.86						
12x4	910-0124ECC	2	1968	1,263.72	18	911-0018		4400	2,586.95						
12x6	910-0126ECC	2	2090	1,328.50	21	911-0021		8400	6,050.38						
12x8	910-0128ECC	2	2287	1,530.30	24	911-0024		12900	6,988.01	6x4	914-0064	/36		354.85	
12x10	910-1210ECC		2565	1,773.82	PLUG SP 					6x6	914-0066			464.87	
15x4	910-0154ECC	1	2690	2,122.63						8x4*	914-0084	6/26	977	448.21	
15x6	910-0156ECC	1	2810	2,153.74						8x6*	914-0086	5/25	1051	512.10	
15x8	910-0158ECC	1	3050	2,335.39						8x8	914-0088			1,211.45	
15x10	910-1510ECC	1	3350	2,574.00	4*	912-0004	56/800	49	77.45	10x4	914-0104			1,521.78	
15x12	910-1512ECC	1	3690	2,798.95	6*	912-0006	18/290	137	179.44	10x6	914-0106			1,709.51	
18x4	910-0184ECC		4200	2,622.02	8	912-0008	8/40	738	317.43	10x8	914-0108			2,648.28	
18x6	910-0186ECC		4300	2,904.03	10	912-0010	4	1267	609.10	12x4	914-0124			1,919.33	
18x8	910-0188ECC		4500	2,974.77	12	912-0012	4	1875	726.13	12x6	914-0126			1,796.85	
18x10	910-1810ECC		4800	3,016.55	15	912-0015	1	2620	1,335.82	12x8	914-0128			3,503.61	
18x12	910-1812ECC		5100	3,059.12	18	912-0018		4100	2,095.84	15x4	914-0154			2,989.88	
18x15	910-1815ECC		5900	3,084.36	21	912-0021		7200	4,469.87	15x6	914-0156			3,283.34	
21x4	910-0214ECC		7300	3,624.79	24	912-0024		10100	6,721.00	15x8	914-0158			3,661.41	
21x6	910-0216ECC		7400	3,967.11	T-Y GxGxG 					HEAVY WALL SEWER GASKET x SCH40 GASKET T-Y 					
21x8	910-0218ECC		7600	3,990.98											
21x10	910-2110ECC		7900	4,038.40											
21x12	910-2112ECC		8200	4,135.02											
21x15	910-2115ECC		9000	4,294.38	4x4*	913-0044	7/120	225	302.60	8x4*	968-0084	6/24	1075	482.11	
21x18	910-2118ECC		10700	4,656.40	6x4*	913-0064	6/52	450	354.85	8x6*	968-0086	5/22	1110	627.53	
24x4	910-0244ECC		10200	8,043.45	6x6*	913-0066	8/34	643	464.87	10x4	968-0104	2	1875	1,498.32	
24x6	910-0246ECC		10300	8,138.85	8x4*	913-0084	6/27	946	448.21	10x6	968-0106	2	2350	1,531.50	
24x8	910-0248ECC		10500	8,542.83	8x6*	913-0086	6/22	1025	512.10	12x4	968-0124		2587	1,927.69	
24x10	910-2410ECC		10800	8,432.82	8x8	913-0088	2/10	1990	1,153.81	12x6	968-0126		3200	2,075.38	
24x12	910-2412ECC		11100	8,542.27	10x4	913-0104	2/12	1860	1,323.30	15x4	968-0154		4175	3,002.87	
24x15	910-2415ECC		11900	8,785.51	10x6	913-0106	2	2200	1,486.50	15x6	968-0156		4875	3,297.58	
24x18	910-2418ECC		13600	9,169.23	10x8	913-0108	2	2880	2,302.89	18x4	968-0184		7800	7,829.56	
24x21	910-2421ECC		15400	10,777.24	10x10	913-0110			2,850.93	18x6	968-0186		8500	8,044.41	
					12x4	913-0124	1	2575	1,650.12	21x4	968-0214		11300	12,011.92	
					12x6	913-0126	1	3080	1,796.85	21x6	968-0216		12100	13,968.82	
					12x8	913-0128	1	3640	2,516.16	24x4	968-0244		16800	18,954.57	
					12x10	913-1210			3,484.19	24x6	968-0246		17800	22,725.25	
					12x12	913-1212			3,960.38						
					15x4	913-0154	1	4160	2,599.88						
					15x6	913-0156	1	4740	2,827.87						
					15x8	913-0158	2	5560	3,032.18						
					18x4	913-0184			7000	6,450.46					

Gasketed SDR26 Sewer Fittings



4" - 36" GASKETED HEAVY WALL SEWER FITTINGS

Fittings are manufactured to ASTM D 3034 SDR 26, and ASTM F 1336 specifications.

SIZE	PART NUMBER	CTN/ CRATE	LB/ 100	LIST PRICE	SIZE	PART NUMBER	CTN/ CRATE	LB/ 100	LIST PRICE	SIZE	PART NUMBER	CTN/ CRATE	LB/ 100	LIST PRICE
HEAVY WALL SEWER GASKET x SCH40 HUB T-Y 					24x4	915-0244		16900	19,994.20	MANHOLE ADAPTER 				
					24x6	915-0246		17900	25,177.22					
					24x8	915-0248		20000	26,523.06					
8x4*	988-0084	6/27	926	407.85	FULL & REDUCING CROSS GxGxGxG 					4*	916-0004	12/189	153	127.02
8x6*	988-0086	5/22	997	514.78						6*	916-0006	18/90	291	236.49
10x4	988-0104		1825	1,447.35						8	916-0008	12	490	261.38
10x6	988-0106		2550	1,486.50	6x4	926-0064	4/30	580	551.35	10	916-0010	6	770	489.26
12x4	988-0124		2537	1,977.45	6x6	926-0066	4/19	1141	756.93	12	916-0012	4	990	717.30
12x6	988-0126		3100	2,003.26	8x4	926-0084	3	1060	924.41	15	916-0015	3	1550	917.92
15x4	988-0154		4125	3,106.48	8x6	926-0086	2	1390	1,142.34	18	916-0018	3	2200	1,990.93
15x6	988-0156		4775	2,954.71	8x8	926-0088	2	2080	1,694.08	21	916-0021		4300	3,136.95
18x4	988-0184		7750	7,456.77	10x4	926-0104	1	1730	2,170.61	24	916-0024		5500	5,223.88
18x6	988-0186		8400	7,709.77	10x6	926-0106	1	2110	2,279.75	11 1/4 DEGREE EL GxG 				
21x4	988-0214		11250	11,439.95	10x8	926-0108	2	2760	3,087.45					
21x6	988-0216		12000	13,303.60	10x10	926-1010	2	3520	3,747.14					
24x4	988-0244		16750	18,052.00	12x4	926-0124	1	2390	2,427.18	4*	959-0004	22/360	100	155.40
24x6	988-0246		17700	21,643.11	12x6	926-0126	1	2830	2,816.23	6*	959-0006	12/100	298	275.30
FULL & REDUCING DOUBLE WYE GxGxGxG 					12x8	926-0128	2	3520	3,262.54	8	959-0008	8/45	680	518.70
					12x10	926-1210	1	4320	3,827.68	10	959-0010		1180	1,084.64
					12x12	926-1212	1	5380	4,482.73	12	959-0012		1800	1,457.66
4x4*	915-0044	4/80	280	404.44	15x4	926-0154	1	3750	4,012.23	15	959-0015		4150	3,481.19
6x4*	915-0064	4/40	477	298.42	15x6	926-0156	1	4300	4,632.70	18	959-0018		6910	5,669.67
6x6*	915-0066	3/30	781	539.70	15x8	926-0158	1	5100	4,897.69	21	959-0021		8357	8,675.81
8x4	915-0084	3/12	1230	776.58	15x10	926-1510		6040	5,111.35	24	959-0024		12045	12,492.20
8x6	915-0086	2.12	1690	929.33	15x12	926-1512		7010	5,523.30	11 1/4 DEGREE EL SxG 				
8x8	915-0088	1	2470	1,739.63	15x15	926-1515		9300	6,652.99					
10x4	915-0104	1	1950	1,926.74	18x4	926-0184		6400	8,898.84					
10x6	915-0106	1	2500	2,025.78	18x6	926-0186		7100	10,157.18	4*	960-0004	24/375	86	148.55
10x8	915-0108	2	3360	2,859.24	18x8	926-0188		8000	10,612.37	6*	960-0006	12/100	307	203.63
10x10	915-1010	2	4650	3,236.44	18x10	926-1810		9000	12,896.78	8	960-0008	6	587	518.70
12x4	915-0124	1	2660	2,441.46	18x12	926-1812		10100	14,128.58	10	960-0010		1048	1,084.64
12x6	915-0126	2	3330	2,596.17	18x15	926-1815		12400	16,090.25	12	960-0012		2320	1,457.66
12x8	915-0128	1	4250	3,503.96	18x18	926-1818		17200	21,795.37	15	960-0015		4000	3,481.19
12x10	915-1210	1	5630	4,049.24	ADAPTER SxG 					18	960-0018		7745	5,669.67
12x12	915-1212	1	7260	4,386.55						21	960-0021		11685	8,675.81
15x4	915-0154	1	4260	3,522.48						24	960-0024		17125	12,491.96
15x6	915-0156	2	5000	4,015.73	4	925-0004	48	110	107.27					
15x8	915-0158	1	6040	4,302.57	6	925-0006	24	240	178.83					
15x10	915-1510		7650	5,009.32	8	925-0008	8	540	379.38					
15x12	915-1512		9300	6,275.64	10	925-0010	4	940	450.29					
15x15	915-1515		12500	6,964.92	12	925-0012	2	1440	674.19					
18x4	915-0184		7100	7,338.11	15	925-0015	1	2540	1,018.07					
18x6	915-0186		7900	7,702.76	18	925-0018		4400	2,529.48					
18x8	915-0188		9400	8,418.71	21	925-0021		7500	2,680.29					
21x4	915-0214		11400	12,815.07	24	925-0024		11700	4,845.07					
21x6	915-0216		12200	15,476.01										
21x8	915-0218		14000	16,683.34										


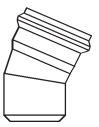
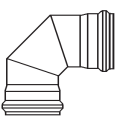
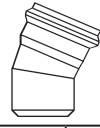

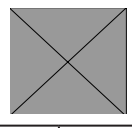
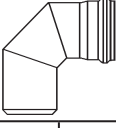
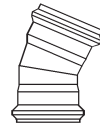
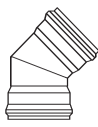
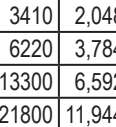
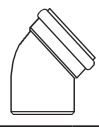
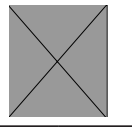

SDR26 Gasketed Sewer Fittings

*DENOTES MOLDED FITTING. ALL OTHERS ARE FABRICATED.



4" - 36" GASKETED HEAVY WALL SEWER FITTINGS

Fittings are manufactured to ASTM D 3034 SDR 26, and ASTM F 1336 specifications.

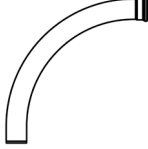
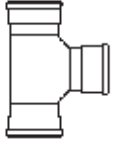
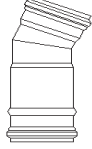
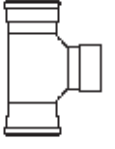

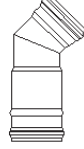


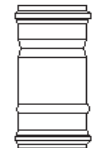
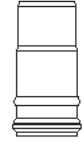



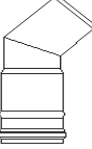
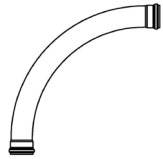

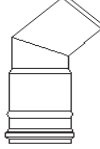
SIZE	PART NUMBER	CTN/ CRATE	LB/ 100	LIST PRICE	SIZE	PART NUMBER	CTN/ CRATE	LB/ 100	LIST PRICE	SIZE	PART NUMBER	CTN/ CRATE	LB/ 100	LIST PRICE
22 1/2 DEGREE EL GxG 					30 DEGREE EL SxG 					90 DEGREE EL GxG 				
4*	917-0004	20/350	103	146.03	4	962-0004		156	158.52	4*	923-0004	9/200	158	195.49
6*	917-0006	10/90	314	275.30	6	962-0006		349	287.85	6*	923-0006	7/65	400	214.51
8	917-0008	6/25	820	505.89	8	962-0008		890	529.06	8*	923-0008	3/30	806	935.52
10	917-0010	2/20	1410	1,084.64	10	962-0010		1460	1,161.68	10	923-0010	2/8	2150	1,550.67
12	917-0012	2/12	2340	1,457.66	12	962-0012		2430	1,561.15	12	923-0012	3/6	3530	2,048.81
15	917-0015	2/4	4150	3,481.19	15	962-0015		4540	3,728.35	15	923-0015	1	6330	3,784.01
18	917-0018		7830	5,669.67	18	962-0018		8175	6,072.23	18	923-0018		13600	7,132.93
21	917-0021		9590	8,675.81	21	962-0021		12215	9,291.82	21	923-0021		23000	13,211.48
24	917-0024		13465	12,492.20	24	962-0024		20551	13,379.09	24	923-0024		33400	17,664.63
22 1/2 DEGREE EL SxG 					45 DEGREE EL GxG 					FABRICATED 90 DEGREE EL GxG 				
4*	918-0004	24/375	90	139.82	4*	921-0004	16/300	101	110.03	6	953-0006	6/40	590	214.51
6*	918-0006	10/100	287	263.72	6*	921-0006	10/80	324	201.98	90 DEGREE EL SxG 				
8	918-0008	6/20	760	505.89	8*	921-0008	4/45	658	501.87	4*	924-0004	9/200	141	195.49
10	918-0010	2	1340	1,084.64	10	921-0010	2/16	1530	989.07	6*	924-0006	7/65	375	203.63
12	918-0012	2	2260	1,457.66	12	921-0012	2	2520	1,536.34	8*	924-0008	3/30	770	912.32
15	918-0015	2	4040	3,481.19	15	921-0015	2	4650	3,083.89	10	924-0010	4	2080	1,550.67
18	918-0018		7860	5,669.67	18	921-0018		10040	5,500.11	12	924-0012	2	3410	2,048.81
21	918-0021		11985	8,675.81	21	921-0021		12570	10,044.82	15	924-0015	3	6220	3,784.01
24	918-0024		17750	12,491.96	24	921-0024		17460	13,713.59	18	924-0018		13300	6,592.75
30 DEGREE EL GxG 					FABRICATED 45 DEGREE EL GxG 					90 DEGREE EL SxG 				
4	961-0004		171	155.40	6	951-0006	7	377	214.51	6	954-0006	6	560	203.63
6	961-0006		377	282.21	45 DEGREE EL SxG 					FABRICATED 90 DEGREE EL SxG 				
8	961-0008		950	518.70	4*	922-0004	16/300	91	101.58	1 - 44 DEGREE FABRICATED EL GxG and SxG (give size and angle when placing order) Non-Returnable				
10	961-0010		1530	1,138.89	6*	922-0006	10/80	308	149.20	4	919-04			195.80
12	961-0012		2520	1,530.55	8*	922-0008	4/45	610	501.87	6	919-06			399.98
15	961-0015		4650	3,655.22	10	922-0010	4/20	1460	989.07	8	919-08			617.56
18	961-0018		8510	5,953.15	12	922-0012	2/10	2430	1,536.34	10	919-10			1,205.13
21	961-0021		10440	9,109.64	15	922-0015	2	4540	3,083.89	12	919-12			1,672.90
24	961-0024		14822	13,116.76	18	922-0018		8320	4,532.48	15	919-15			3,671.92
					21	922-0021		12715	10,044.82	18	919-18			6,273.32
					24	922-0024		20360	13,713.59	21	919-21			11,216.61
					FABRICATED 45 DEGREE EL SxG 					24	919-24			15,329.16
					6	952-0006	7	349	203.63					

Gasketed SDR26 Sewer Fittings



4" - 36" GASKETED HEAVY WALL SEWER FITTINGS


Fittings are manufactured to ASTM D 3034 SDR 26, and ASTM F 1336 specifications.

SIZE	PART NUMBER	CTN/ CRATE	LB/ 100	LIST PRICE	SIZE	PART NUMBER	CTN/ CRATE	LB/ 100	LIST PRICE	SIZE	PART NUMBER	CTN/ CRATE	LB/ 100	LIST PRICE
46-89 DEGREE FABRICATED EL GxG and SxG (give size and angle when placing order) Non-Returnable					90 DEGREE EL SxG LONG SWEEP 					TWO WAY CLEANOUT TEE GxGxG 				
4	940-04			309.38	4	924-L4			689.01	4x4*	993-0444	12/110	226	232.23
6	940-06			517.52	6	924-L6			982.48	6x6*	993-0666	6/36	694	1,318.67
8	940-08			1,203.04	DEEP SOCKET 22 1/2 EL GxDSG 					TWO WAY CLEANOUT TEE GxGxH 				
10	940-10			1,838.35	4	917-ODS4		429	407.70	4x4*	993-04449H	12/110	210	232.23
12	940-12			2,373.23	5	917-ODS5			438.74	6x6*	993-06669H	6/36	656	1,318.67
15	940-15			4,468.63	6	917-ODS6		623	422.35	C900 SPIGOT x HEAVY WALL SEWER GASKET ADAPTER 				
18	940-18			8,463.41	8	917-ODS8		955	716.33	4	Y79-00049G		220	323.08
21	940-21			14,813.80	DEEP SOCKET 45 EL GxDSG (Larger sizes available upon request.) 					6	Y79-00069G		520	388.88
24	940-24			20,405.92	4	951-ODS4	12	429	407.70	8	Y79-00089G		990	1,250.93
22 1/2 DEGREE EL GxG LONG SWEEP 					5	951-ODS5			438.74	10	Y79-00109G		1610	1,532.49
4	917-L4		227	546.64	6	951-ODS6	8	623	422.35	12	Y79-00129G		2440	1,835.76
6	917-L6		671	775.92	8	951-ODS8		1020	823.77	18	Y79-00189G			5,855.83
22 1/2 DEGREE EL SxG LONG SWEEP 					DEEP SOCKET SETTLER COUPLING GxDSG (Larger sizes available upon request.) 					24	Y79-00249G			8,292.34
4	918-L4	25/125	211	546.63	DEEP SOCKET SETTLER COUPLING SxDSG (Larger sizes available upon request.) 					C900 GASKET x HEAVY WALL SEWER GASKET ADAPTER 				
6	918-L6	8/40	642	775.92	4	905-ODS4		215	446.77	4	Y80-00049G		300	323.08
45 DEGREE EL GxG LONG SWEEP 					5	905-ODS5			491.60	6	Y80-00069G		580	388.88
4	921-L4		340	546.64	6	905-ODS6		480	570.60	8	Y80-00089G		1000	1,250.93
6	921-L6		1021	775.92	8	905-ODS8		760	977.22	10	Y80-00109G		1530	1,532.49
45 DEGREE EL SxG LONG SWEEP 					DEEP SOCKET SETTLER COUPLING SxDSG (Larger sizes available upon request.) 					12	Y80-00129G		2170	1,835.76
4	922-L4	15/80	324	546.63	4	925-ODS4		200	407.54	18	Y80-00189G			5,855.83
6	922-L6	8/25	992	775.92	5	925-ODS5			451.81	24	Y80-00249G			8,292.34
90 DEGREE EL GxG LONG SWEEP 					6	925-ODS6		452	553.61	C900 GASKET x HEAVY WALL SEWER SPIGOT ADAPTER 				
4	923-L4		495	721.57	8	925-ODS8		700	947.95	4	Y81-00049S		240	323.08
6	923-L6			1,028.10	DEEP SOCKET 45 EL SPxDSG 					6	Y81-00069S		500	388.88
					6	952-ODS6		594	402.20	8	Y81-00089S		830	1,070.71
										10	Y81-00109S		1630	1,532.49
										12	Y81-00129S		2330	1,835.76
										18	Y81-00189S			5,855.83
										24	Y81-00249S			8,292.34

SDR26 Gasketed Sewer Fittings

*DENOTES MOLDED FITTING. ALL OTHERS ARE FABRICATED.

ASTM D3034 SDR26 SOLVENT WELD HEAVY WALL SEWER FITTINGS

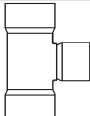
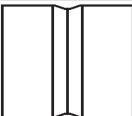
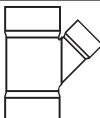



1-800-437-4670
FAX 1-800-822-6989



4" - 24" SOLVENT WELD HEAVY WALL SEWER FITTINGS

Fittings are manufactured to ASTM D 3034 SDR 26, and ASTM F 1336 specifications.

SIZE	PART NUMBER	CTN/ CRATE	LB/ 100	LIST PRICE	SIZE	PART NUMBER	CTN/ CRATE	LB/ 100	LIST PRICE	SIZE	PART NUMBER	CTN/ CRATE	LB/ 100	LIST PRICE
FULL & REDUCING TEE HxHxH 					STOP COUPLING HxH 					21x18	H907-2118		22600	19,796.29
										21x21	H907-2121		27260	25,909.02
4x4*	H903-0044	12/180	111	84.47	4	H905-0004	26/650	67	113.08	24x4	H907-0244		14200	14,852.12
6x4*	H903-0064	8/70	352	313.57	6	H905-0006	26	195	182.55	24x6	H907-0246		15100	17,002.26
6X6*	H903-0066	6/60	410	355.95	8	H905-0008	12/160	520	407.45	24x8	H907-0248		16900	18,337.66
8x4	H903-0084		820	440.32	10	H905-0010		960	593.84	24x10	H907-2410		18800	18,536.38
8x6	H903-0086		970	491.42	12	H905-0012		1570	869.48	24x12	H907-2412		20300	18,926.93
8x8	H903-0088	3/16	1270	660.33	15	H905-0015		2880	1,816.43	24x15	H907-2415		23500	19,066.30
10x4	H903-0104		1410	1,105.20	18	H905-0018		4790	3,884.82	24x18	H907-2418		28500	26,786.86
10x6	H903-0106		1730	1,127.02	21	H905-0021		7560	7,153.42	24x21	H907-2421		31600	29,376.83
10x8	H903-0108		2040	1,720.67	24	H905-0024		11770	10,428.94	24x24	H907-2424		37000	32,301.72
10x10	H903-1010		2510	1,877.08	FULL & REDUCING WYE HxHxH 					CONCENTRIC REDUCER COUPLING HxH 				
12x4	H903-0124		2170	1,415.02						4x4*	H907-0044	8/120	154	84.47
12x6	H903-0126		2580	1,482.70	6x4*	H907-0064	7/58	364	315.22	4x8	H909-0048	3	467	544.90
12x8	H903-0128		2950	2,018.75	6x6*	H907-0066	5/45	541	358.76	4x10	H909-0410		737	818.87
12x10	H903-1210		3480	2,414.40	8x4*	H907-0084	6/27	930	449.47	4x12	H909-0412		1087	1,247.33
12x12	H903-1212		4050	2,607.33	8x6*	H907-0086	5/20	1170	516.96	4x15	H909-0415		1010	2,106.09
15x4	H903-0154		3827	2,110.00	8x8	H907-0088	2/14	1690	912.74	4x18	H909-0418		1860	2,789.80
15x6	H903-0156		4230	2,326.83	10x4	H907-0104		1580	1,141.42	4x21	H909-0421			3,408.60
15x8	H903-0158		4690	2,451.26	10x6	H907-0106		1930	1,160.07	4x24	H909-0424			8,104.48
15x10	H903-1510		5320	2,796.68	10x8	H907-0108		2510	1,801.41	6x8	H909-0068		390	503.76
15x12	H903-1512		6000	3,298.38	10x10	H907-1010		3240	2,180.15	6x10	H909-0610		837	972.57
15x15	H903-1515		7550	4,289.06	12x4	H907-0124		2400	1,565.45	6x12	H909-0612		1187	2,137.19
18x4	H903-0184		6260	6,102.85	12x6	H907-0126		2850	1,586.13	6x15	H909-0615		1110	2,734.51
18x6	H903-0186		6810	6,310.64	12x8	H907-0128		3540	2,366.26	6x18	H909-0618		1960	2,838.64
18x8	H903-0188		7420	6,593.74	12x10	H907-1210		4360	2,910.10	6x21	H909-0621			3,467.72
18x10	H903-1810		8180	6,847.81	12x12	H907-1212		5440	3,095.54	6x24	H909-0624			8,135.23
18x12	H903-1812		8780	7,035.90	15x4	H907-0154		4150	2,242.45	8x10	H909-0810		660	1,130.87
18x15	H903-1815		10610	7,494.10	15x6	H907-0156		4740	2,689.72	8x12	H909-0812		1337	1,513.77
18x18	H903-1818		13300	7,914.85	15x8	H907-0158		5630	3,001.33	8x15	H909-0815		1290	2,318.82
21x4	H903-0214		9500	9,266.55	15x10	H907-1510		6600	3,610.44	8x18	H909-0818		2140	2,880.60
21x6	H903-0216		10190	9,941.73	15x12	H907-1512		7730	4,024.00	8x21	H909-0821			3,555.98
21x8	H903-0218		10940	10,680.31	15x15	H907-1515		9550	5,085.15	8x24	H909-0824			8,167.28
21x10	H903-2110		11850	11,477.12	18x4	H907-0184		7160	5,658.99	10x12	H909-1012		1190	1,757.26
21x12	H903-2112		15720	12,303.13	18x6	H907-0186		7530	5,732.58	10x15	H909-1015		1620	2,557.52
21x15	H903-2115		14640	13,733.79	18x8	H907-0188		8700	5,936.31	10x18	H909-1018		2470	2,982.38
21x18	H903-2118		17010	15,586.60	18x10	H907-1810		9880	6,671.30	10x21	H909-1021			3,671.62
21x21	H903-2121		19910	20,665.40	18x12	H907-1812		11220	7,169.94	10x24	H909-1024			8,282.47
24x4	H903-0244		13480	14,631.27	18x15	H907-1815		13030	7,673.83	12x15	H909-1215		1810	2,782.42
24x6	H903-0246		14320	17,745.25	18x18	H907-1818		17700	9,973.42	12x18	H909-1218		2850	3,046.32
24x8	H903-0248		15230	18,026.38	21x4	H907-0214		10110	9,841.20	12x21	H909-1221			3,804.93
24x10	H903-2410		16300	18,823.66	21x6	H907-0216		10840	10,550.10	12x24	H909-1224			8,446.01
24x12	H903-2412		17410	19,167.88	21x8	H907-0218		12300	11,900.33	15x18	H909-1518		3810	3,173.53
24x15	H903-2415		19480	19,919.76	21x10	H907-2110		13980	13,415.77	15x21	H909-1521			4,095.74
24x18	H903-2418		22070	27,572.26	21x12	H907-2112		15250	14,510.47	15x24	H909-1524			8,707.61
24x21	H903-2421		24920	29,830.40	21x15	H907-2115		18080	16,808.11	18x21	H909-1821			5,570.60
24x24	H903-2424		27900	36,657.92						18x24	H909-1824			9,053.57
										21x24	H909-2124			11,107.71


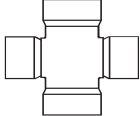
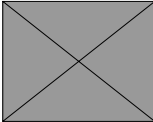
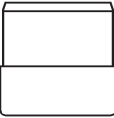
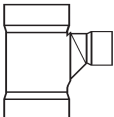
Solvent Weld
SDR26 Sewer Fittings

*DENOTES MOLDED FITTING. ALL OTHERS ARE FABRICATED.



4" - 24" SOLVENT WELD HEAVY WALL SEWER FITTINGS

Fittings are manufactured to ASTM D 3034 SDR 26, and ASTM F 1336 specifications.

SIZE	PART NUMBER	CTN/ CRATE	LB/ 100	LIST PRICE	SIZE	PART NUMBER	CTN/ CRATE	LB/ 100	LIST PRICE	SIZE	PART NUMBER	CTN/ CRATE	LB/ 100	LIST PRICE				
CAP H 					21x8	H913-0218		12360	13,023.26	CROSS HxHxHxH 								
					24x4	H913-0244		14200	16,394.42									
					24x6	H913-0246		15100	17,371.72									
					24x8	H913-0248		16900	17,726.54									
4*	H911-0004	68	37	96.49	FULL & REDUCING DOUBLE WYE HxHxHxH 				6x4	H926-0064		440	316.57					
6*	H911-0006	15/210	232	110.40					6x6	H926-0066		735	437.63					
8*	H911-0008	/120	408	321.13					8x4	H926-0084		870	536.49					
10*	H911-0010	8/75	678	511.18					8x6	H926-0086		1120	664.93					
12*	H911-0012	/42	1028	646.85	6x4	H915-0064		530	388.66	8x8	H926-0088		1600	989.97				
15	H911-0015	/36	960	1,079.11	6x6	H915-0066		961	548.35	10x4	H926-0104		1460	1,719.98				
18	H911-0018	/32	1810	1,864.09	8x4	H915-0084		1000	563.65	10x6	H926-0106		1880	1,807.29				
21	H911-0021			5,337.45	8x6	H915-0086		1400	676.38	10x8	H926-0108		2370	2,453.57				
24	H911-0024			5,988.37	8x8	H915-0088		2210	1,118.60	10x10	H926-0110		3170	2,981.35				
PLUG SP 					10x4	H915-0104		1650	1,910.25	12x4	H926-0124		2220	1,925.20				
					10x6	H915-0106		2150	2,009.27	12x6	H926-0126		2730	2,236.32				
					10x8	H915-0108		3030	2,842.80	12x8	H926-0128		3280	2,593.50				
					10x10	H915-1010		4280	3,219.90	12x10	H926-1210		4140	3,045.56				
					12x4	H915-0124		2500	2,424.93	12x12	H926-1212		5090	3,569.67				
4*	912-0004	56/800	250	77.45	12x6	H915-0126		3070	2,579.63	15x4	H926-0154		3870	3,193.28				
6*	912-0006	18/240	137	179.44	12x8	H915-0128		4060	3,487.41	15x6	H926-0156		4380	3,689.63				
8	912-0008	8/40	850	317.43	12x10	H915-1210		5400	4,032.78	15x8	H926-0158		5020	3,901.61				
10	912-0010	4	1170	609.10	12x12	H915-1212		7170	4,370.18	15x10	H926-1510		5980	4,072.52				
12	912-0012	4	1690	726.13	15x4	H915-0154		4200	3,505.99	15x12	H926-1512		7040	4,402.12				
15	912-0015		2620	1,335.82	15x6	H915-0156		4660	3,999.30	15x15	H926-1515		9550	5,305.82				
18	912-0018		4100	2,095.84	15x8	H915-0158		6150	4,286.01	18x4	H926-0184		6310	7,102.47				
21	912-0021			4,469.87	15x10	H915-1510		7640	4,992.83	18x6	H926-0186		6960	8,109.36				
24	912-0024			6,721.00	15x12	H915-1512		9460	6,259.19	18x8	H926-0188		7750	8,473.34				
T-Y HxHxH 					15x15	H915-1515		12660	6,948.37	18x10	H926-1810		8840	10,300.89				
					18x4	H915-0184		7230	7,321.52	18x12	H926-1812		9820	11,286.57				
					18x6	H915-0186		7750	7,686.27	18x15	H926-1815		12610	12,855.94				
					18x8	H915-0188		9220	8,402.16	18x18	H926-1818		16790	17,455.15				
					6x4	H913-0064		460	366.53									
					6x6*	H913-0066	6/48	512	456.68									
					8x4	H913-0084		930	439.96									
					8x6	H913-0086	4	1200	503.82									
8x8	H913-0088		1750	1,145.58														
10x4	H913-0104		1580	1,306.73														
10x6	H913-0106		1960	1,470.00														
10x8	H913-0108		2570	2,286.42														
12x4	H913-0124		2400	1,633.52														
12x6	H913-0126		2880	1,780.35														
12x8	H913-0128		3600	3,633.35														
15x4	H913-0154		4150	2,583.34														
15x6	H913-0156		4770	2,811.33														
15x8	H913-0158		5690	3,015.77														
18x4	H913-0184		7160	6,433.97														
18x6	H913-0186		7560	6,551.31														
18x8	H913-0188		8760	6,949.92														
21x4	H913-0214		10110	9,840.02														
21x6	H913-0216		10870	10,646.70														

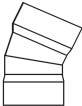

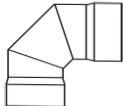
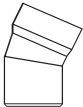
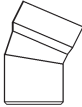
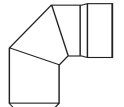
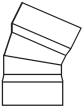

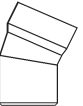

SDR26 Solvent Weld
Fittings

*DENOTES MOLDED FITTING. ALL OTHERS ARE FABRICATED.



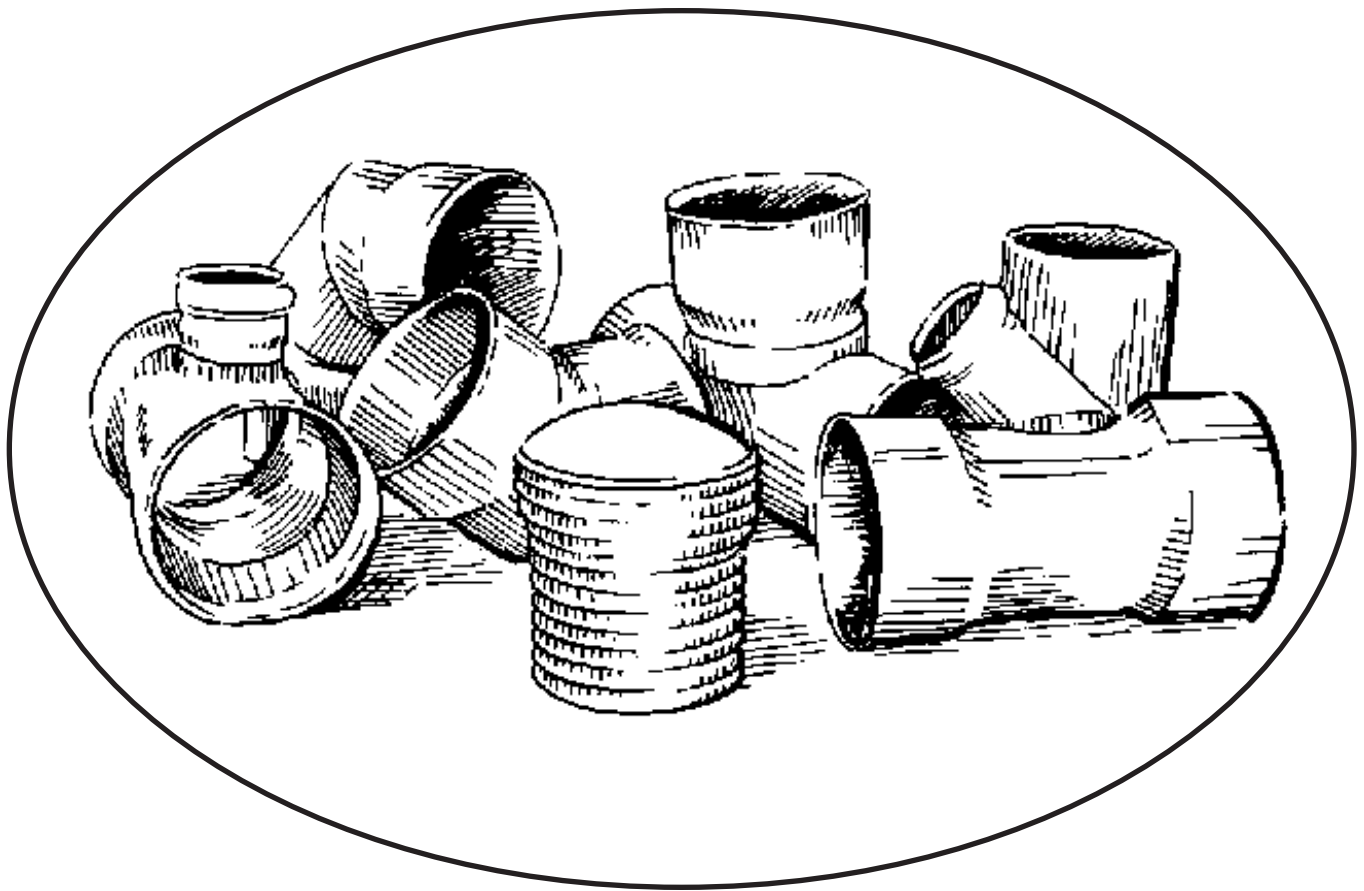
4" - 24" SOLVENT WELD HEAVY WALL SEWER FITTINGS

Fittings are manufactured to ASTM D 3034 SDR 26, and ASTM F 1336 specifications.

SIZE	PART NUMBER	CTN/ CRATE	LB/ 100	LIST PRICE	SIZE	PART NUMBER	CTN/ CRATE	LB/ 100	LIST PRICE	SIZE	PART NUMBER	CTN/ CRATE	LB/ 100	LIST PRICE
11 1/4 DEGREE EL HxH 					30 DEGREE EL HxH 					90 DEGREE EL HxH 				
4*	H959-0004	24/450	60	189.50	4	H961-0004		80	187.61	4*	H923-0004	12/230	120	187.29
6*	H959-0006	12/120	207	241.20	6	H961-0006		354	238.83	6*	H923-0006	9/75	315	206.27
8	H959-0008		704	520.75	8	H961-0008		748	515.57	8	H923-0008		790	1,069.55
10	H959-0010		1320	1,089.54	10	H961-0010		1390	1,078.75	10	H923-0010		1480	2,019.87
12	H959-0012		2070	1,584.82	12	H961-0012		2370	1,569.16	12	H923-0012		2640	3,127.94
15	H959-0015		3940	3,534.25	15	H961-0015		4440	3,499.29	15	H923-0015		4930	4,884.05
18	H959-0018		8800	5,766.78	18	H961-0018		9400	5,709.65	18	H923-0018		14400	7,116.44
21	H959-0021		13400	8,833.31	21	H961-0021		14500	8,745.82	21	H923-0021		22800	13,194.97
24	H959-0024		18100	12,726.38	24	H961-0024		19700	12,600.37	24	H923-0024		30700	17,648.07
11 1/4 DEGREE EL SxH 					30 DEGREE EL SxH 					90 DEGREE EL SxH 				
4*	H960-0004	24/450	66	194.22	4	H962-0004		147	192.31	4*	H924-0004	12/230	121	191.95
6*	H960-0006	12/100	227	247.23	6	H962-0006		354	244.81	6*	H924-0006	9/75	331	299.82
8	H960-0008		704	533.79	8	H962-0008		748	528.49	8	H924-0008		790	1,204.85
10	H960-0010		1320	1,116.81	10	H962-0010		1390	1,105.71	10	H924-0010		1480	2,070.36
12	H960-0012		2070	1,624.46	12	H962-0012		2370	1,608.37	12	H924-0012		2640	3,206.11
15	H960-0015		3940	3,622.61	15	H962-0015		4440	3,586.75	15	H924-0015		4930	5,006.12
18	H960-0018		8000	5,910.97	18	H962-0018		8700	5,852.40	18	H924-0018		13700	7,294.34
21	H960-0021		12200	9,054.12	21	H962-0021		13300	8,964.51	21	H924-0021		21600	13,524.82
24	H960-0024		16300	13,044.49	24	H962-0024		17900	12,915.38	24	H924-0024		28900	18,089.28
22 1/2 DEGREE EL HxH 					45 DEGREE EL HxH 					1-44 DEGREE FABRICATED EL HxH and SxH (give size and angle when placing order) Non-Returnable				
4*	H917-0004	24/450	65	74.86	4*	H921-0004	24/400	69	80.41	4	H919-04			187.56
6*	H917-0006	12/110	354	187.18	6*	H921-0006	12/110	252	143.03	6	H919-06			391.73
8	H917-0008	6/45	704	510.48	8	H921-0008	4/30	748	479.61	8	H919-08			609.28
10	H917-0010		1320	1,068.03	10	H921-0010		1390	972.57	10	H919-10			1,188.63
12	H917-0012		2070	1,553.65	12	H921-0012		2370	1,519.76	12	H919-12			1,656.36
15	H917-0015		3940	3,464.63	15	H921-0015		4440	3,067.35	15	H919-15			3,655.37
18	H917-0018		9200	5,653.14	18	H921-0018		10000	5,483.56	18	H919-18			6,256.79
21	H917-0021		14000	8,659.29	21	H921-0021		15400	10,028.34	21	H919-21			11,200.14
24	H917-0024		19100	12,475.62	24	H921-0024		21000	13,697.05	24	H919-24			15,312.67
22 1/2 DEGREE EL SxH 					45 DEGREE EL SxH 					46-89 DEGREE FABRICATED EL HxH and SxH (give size and angle when placing order) Non-Returnable				
4*	H918-0004	24/450	65	76.75	4*	H922-0004	20/375	71	82.37	4	H940-04			301.15
6*	H918-0006	12/110	354	191.84	6*	H922-0006	12/110	271	146.63	6	H940-06			509.29
8	H918-0008		704	523.24	8	H922-0008		748	491.59	8	H940-08			1,194.86
10	H918-0010		1320	1,094.77	10	H922-0010		1390	996.92	10	H940-10			1,821.89
12	H918-0012		2070	1,592.48	12	H922-0012		2370	1,557.74	12	H940-12			2,356.75
15	H918-0015		3940	3,551.22	15	H922-0015		4440	3,144.01	15	H940-15			4,452.11
18	H918-0018		8400	5,794.46	18	H922-0018		9300	5,620.64	18	H940-18			8,446.89
21	H918-0021		12800	8,875.76	21	H922-0021		14200	10,279.06	21	H940-21			14,797.24
24	H918-0024		17200	12,787.52	24	H922-0024		19200	14,039.48	24	H940-24			20,389.37

Solvent Weld
SDR26 Sewer Fittings

PROFILE PIPE SEWER FITTINGS (NON RETURNABLE)



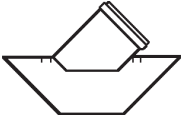
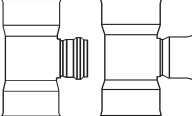

1-800-437-4670
FAX 1-800-822-6989



PROFILE PIPE FITTINGS

When ordering for different name brands, use the following prefixes to the part number.

UC - Ultra Corr™ 24"-36" P - Pro21
 6 - Ultra Rib™ 8"-30"

SIZE	PART NUMBER	CTN/ CRATE	LB/ 100	LIST PRICE	SIZE	PART NUMBER	CTN/ CRATE	LB/ 100	LIST PRICE	SIZE	PART NUMBER	CTN/ CRATE	LB/ 100	LIST PRICE
SADDLE WYE GASKET BRANCH, SMOOTH SKIRT WITH STRAPS (Skirt gasket not included) 					FULL & REDUCING TEE BxBxB Please specify what type of branch (SDR35, UR, Nylon, Sch40) when ordering. 					27x10	03-2710	1		17,145.84
										27x12	03-2712	1		18,748.64
										27x15	03-2715	1		21,165.28
										27x18	03-2718	1		21,687.89
8x4	01-0084	20	190	229.19	8x4	03-0084	5/25	725	292.44	27x21	03-2721	1		22,337.47
8x6	01-0086	12	313	237.11	8x6	03-0086	4/22	887	302.72	27x24	03-2724	1		27,637.75
10x4	01-0104	12	194	454.47	8x8	03-0088	3/15	1174	479.52	27x27	03-2727	1		28,419.41
10x6	01-0106	10	317	487.74	10x4	03-0104	2/12	1267	950.28	30x4	03-0304	1		On. Req.
12x4	01-0124	12	202	506.53	10x6	03-0106	2	1518	966.34	30x6	03-0306			On. Req.
12x6	01-0126	10	325	568.85	10x8	03-0108	2	1776	1,570.24	30x8	03-0308			On. Req.
15x4	01-0154	10	202	533.77	10x10	03-0110	1	2090	1,611.85	30x10	03-0310			On. Req.
15x6	01-0156	10	325	588.19	12x4	03-0124	1	2015	1,162.05	30x12	03-0312			On. Req.
18x4	01-0184	1	224	951.77	12x6	03-0126	1	2334	1,224.69	30x15	03-0315			On. Req.
18x6	01-0186	1	347	1,037.78	12x8	03-0128	1	2636	1,725.90	30x18	03-0318			On. Req.
21x4	01-0214	1	224	988.34	12x10	03-01210	2	3048	2,023.50	30x21	03-0321			On. Req.
21x6	01-0216	1	347	1,065.15	12x12	03-01212	2/3	3505	2,316.29	30x24	03-0324			On. Req.
24x4	01-0244		232	1,006.82	15x4	03-0154	1/5	3444	1,886.37	30x27	03-0327			On. Req.
24x6	01-0246		355	1,083.58	15x6	03-0156	2	3761	2,031.81	30x30	03-0330			On. Req.
27x4	01-0274		240	1,006.82	15x8	03-0158	2/4	4136	2,246.04	36x4	03-0364			On. Req.
27x6	01-0276		363	1,083.58	15x10	03-01510	2/3	4621	2,500.46	36x6	03-0366			On. Req.
30x4	01-0304		240	1,018.09	15x12	03-01512	1/2	5226	2,950.58	36x8	03-0368			On. Req.
30x6	01-0306		363	1,098.64	15x15	03-01515	1/2	6460	3,832.32	36x10	03-03610			On. Req.
SADDLE TEE GASKET BRANCH, SMOOTH SKIRT WITH STRAPS (Skirt gasket not included) 					18x4	03-0184	1	5524	4,760.45	36x12	03-03612			On. Req.
					18x6	03-0186	1	5957	4,922.09	36x15	03-03615			On. Req.
					18x8	03-0188	1	6443	5,280.28	36x18	03-03618			On. Req.
					18x10	03-01810	1	7038	5,483.40	36x21	03-03621			On. Req.
8x4	02-0084	20	182	229.19	18x12	03-01812	1	7754	5,633.30	36x24	03-03624			On. Req.
8x6	02-0086	10	253	262.50	18x15	03-01815	1	9200	5,999.38	36x27	03-03627			On. Req.
10x4	02-0104	10	186	405.12	18x18	03-01818	1	11199	6,335.50	36x30	03-03630			On. Req.
10x6	02-0106	10	257	483.73	21x4	03-0214	1		6,697.06	36x36	03-03636			On. Req.
12x4	02-0124	6	194	502.55	21x6	03-0216	1		7,184.16	42x4	03-0424			On. Req.
12x6	02-0126	4	265	565.11	21x8	03-0218	1		7,923.68	42x6	03-0426			On. Req.
15x4	02-0154	6	194	531.32	21x10	03-02110	1		8,513.90	42x8	03-0428			On. Req.
15x6	02-0156	4	265	569.73	21x12	03-02112	1		9,125.71	42x10	03-04210			On. Req.
18x4	02-0184	1	216	936.57	21x15	03-02115	1		10,185.45	42x12	03-04212			On. Req.
18x6	02-0186	1	287	1,031.77	21x18	03-02118	1		11,557.86	42x15	03-04215			On. Req.
21x4	02-0214	1	216	974.81	21x21	03-02121	1		15,319.92	42x18	03-04218			On. Req.
21x6	02-0216	1	287	1,037.27	24x4	03-0244	2		10,567.21	42x21	03-04221			On. Req.
24x4	02-0244		224	993.26	24x6	03-0246	2		12,813.53	42x24	03-04224			On. Req.
24x6	02-0246		295	1,043.15	24x8	03-0248	2		13,365.08	42x27	03-04227			On. Req.
27x4	02-0274		233	993.26	24x10	03-02410	2		13,955.76	42x30	03-04230			On. Req.
27x6	02-0276		303	1,043.15	24x12	03-02412	2		14,210.60	42x36	03-04236			On. Req.
30x4	02-0304		233	1,005.63	24x15	03-02415	2		14,767.49	42x42	03-04242			On. Req.
30x6	02-0306		303	1,066.24	24x18	03-02418	2		20,436.03	48x4	03-0484			On. Req.
					24x21	03-02421	1		22,108.91	48x6	03-0486			On. Req.
					24x24	03-02424	1		27,166.28	48x8	03-0488			On. Req.
					27x4	03-0274	1		13,825.15	48x10	03-04810			On. Req.
					27x6	03-0276	1		13,908.18	48x12	03-04812			On. Req.
					27x8	03-0278	1		16,302.06	48x15	03-04815			On. Req.

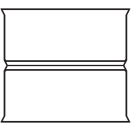
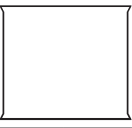
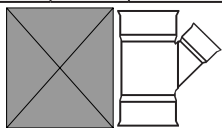
Profile Pipe Fittings



PROFILE PIPE FITTINGS

When ordering for different name brands, use the following prefixes to the part number.

UC - Ultra Corr™ 24"-36" P - Pro21
 6 - Ultra Rib™ 8"-30"

SIZE	PART NUMBER	CTN/ CRATE	LB/ 100	LIST PRICE	SIZE	PART NUMBER	CTN/ CRATE	LB/ 100	LIST PRICE	SIZE	PART NUMBER	CTN/ CRATE	LB/ 100	LIST PRICE
48x18	03-4818			On. Req.	12x6	07-0126	1/6	2578	1,313.96	30x15	07-3015			On. Req.
48x21	03-4821			On. Req.	12x8	07-0128	2	3087	2,015.46	30x18	07-3018			On. Req.
48x24	03-4824			On. Req.	12x10	07-1210	2	3703	2,463.48	30x21	07-3021			On. Req.
48x27	03-4827			On. Req.	12x12	07-1212	1	5542	2,564.72	30x24	07-3024			On. Req.
48x30	03-4830			On. Req.	15x4	07-0154	1/3	3688	1,922.12	30x27	07-3027			On. Req.
48x36	03-4836			On. Req.	15x6	07-0156	2	4152	2,301.87	30x30	07-3030			On. Req.
48x42	03-4842			On. Req.	15x8	07-0158	1/3	4844	2,636.05	36x4	07-0364			On. Req.
48x48	03-4848			On. Req.	15x10	07-1510	1/2	5570	3,167.82	36x6	07-0366			On. Req.
STOP COUPLING BxB 					15x12	07-1512	1	6519	3,529.00	36x8	07-0368			On. Req.
					15x15	07-1515	1	8171	4,455.95	36x10	07-3610			On. Req.
					18x4	07-0184	1	5884	4,415.00	36x12	07-3612			On. Req.
					18x6	07-0186	1	6514	4,472.44	36x15	07-3615			On. Req.
8	05-0008	12	480	239.88	18x8	07-0188	1	7428	4,754.94	36x18	07-3618			On. Req.
10	05-0010	4	809	532.55	18x10	07-1810	1	8320	5,342.30	36x21	07-3621			On. Req.
12	05-0012	2	1460	773.76	18x12	07-1812	1	9435	5,740.42	36x24	07-3624			On. Req.
15	05-0015	1	2370	1,601.07	18x15	07-1815	1	11055	6,142.89	36x27	07-3627			On. Req.
18	05-0018	1	4600	3,116.49	18x18	07-1818	1	14676	7,979.81	36x30	07-3630			On. Req.
21	05-0021	1	7900	5,311.23	21x4	07-0214	1		7,111.39	36x36	07-3636			On. Req.
24	05-0024	1	9200	7,737.27	21x6	07-0216	1		7,622.96	42x4	07-0424			On. Req.
27	05-0027	1	13000	8,725.42	21x8	07-0218	1		8,827.15	42x6	07-0426			On. Req.
30	05-0030	1	20600	11,212.57	21x10	07-2110	1		9,949.78	42x8	07-0428			On. Req.
36	05-0036			14,068.24	21x12	07-2112	1		10,760.68	42x10	07-4210			On. Req.
42	05-0042			20,378.45	21x15	07-2115	1		12,462.77	42x12	07-4212			On. Req.
48	05-0048			27,473.84	21x18	07-2118	1		14,676.06	42x15	07-4215			On. Req.
REPAIR COUPLING BxB Available in Ultra Rib & Ultra CORR only 					21x21	07-2121	1		19,204.12	42x18	07-4218			On. Req.
					24x4	07-0244			10,726.65	42x21	07-4221			On. Req.
					24x6	07-0246			12,277.74	42x24	07-4224			On. Req.
					24x8	07-0248			13,595.83	42x27	07-4227			On. Req.
8	606-0008	12	325	239.88	24x10	07-2410			13,742.87	42x30	07-4230			On. Req.
10	606-0010	4	651	532.55	24x12	07-2412			14,032.32	42x36	07-4236			On. Req.
12	606-0012	2	1145	773.76	24x15	07-2415			14,135.34	42x42	07-4242			On. Req.
15	606-0015	1	1931	1,601.07	24x18	07-2418			19,854.37	48x4	07-0484			On. Req.
18	606-0018	1	3130	3,116.49	24x21	07-2421			21,772.76	48x6	07-0486			On. Req.
21	606-0021	1	5800	5,311.09	24x24	07-2424			23,939.48	48x8	07-0488			On. Req.
24	606-0024	1	6500	7,737.27	27x4	07-0274			13,831.89	48x10	07-4810			On. Req.
27	606-0027	1	8900	8,725.42	27x6	07-0276			14,470.42	48x12	07-4812			On. Req.
30	606-0030	1	12600	11,212.57	27x8	07-0278			17,481.53	48x15	07-4815			On. Req.
FULL & REDUCING WYE BxBxB Please specify branch (SDR35, UR, Sch40, Nylon) when ordering. 					27x10	07-2710			17,734.08	48x18	07-4818			On. Req.
					27x12	07-2712			18,685.47	48x21	07-4821			On. Req.
					27x15	07-2715			20,369.81	48x24	07-4824			On. Req.
					27x18	07-2718			21,936.19	48x27	07-4827			On. Req.
8x4	07-0084	5/25	848	290.92	27x21	07-2721			24,933.47	48x30	07-4830			On. Req.
8x6	07-0086	3/14	1044	346.99	27x24	07-2724			27,904.65	48x36	07-4836			On. Req.
8x8	07-0088	2/10	1426	621.08	27x27	07-2727			30,266.32	48x42	07-4842			On. Req.
10x4	07-0104	2/12	1393	884.90	30x4	07-0304			On. Req.	48x48	07-4848			On. Req.
10x6	07-0106	2/10	1680	899.81	30x6	07-0306			On. Req.					
10x8	07-0108	1	2137	1,460.09	30x8	07-0308			On. Req.					
10x10	07-1010	2/6	2633	1,834.10	30x10	07-3010			On. Req.					
12x4	07-0124	1/6	2186	1,274.20	30x12	07-3012			On. Req.					

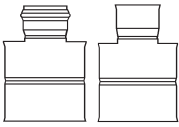

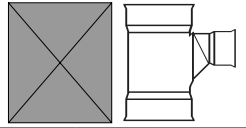
Profile Pipe
Fittings



PROFILE PIPE FITTINGS

When ordering for different name brands, use the following prefixes to the part number.

UC - Ultra Corr™ 24"-36" P - Pro21
 6 - Ultra Rib™ 8"-30"

SIZE	PART NUMBER	CTN/ CRATE	LB/ 100	LIST PRICE	SIZE	PART NUMBER	CTN/ CRATE	LB/ 100	LIST PRICE	SIZE	PART NUMBER	CTN/ CRATE	LB/ 100	LIST PRICE
CONCENTRIC REDUCER COUPLING BxB 					30x6	09-0306			10,002.87	CAP B 				
					30x8	09-0308			10,112.21					
					30x10	09-3010			10,225.51					
					30x12	09-3012			10,749.94					
8x4	09-0084	8	601	314.09	30x15	09-3015			10,807.95	8	11-0008	12	544	187.07
8x6	09-0086	8	704	329.75	30x18	09-3018			11,253.19	10	11-0010	4	860	585.04
10x4	09-0104	4	920	722.71	30x21	09-3021			12,968.43	12	11-0012	3	1420	878.83
10x6	09-0106	4	1020	857.29	30x24	09-3024			14,048.70	15	11-0015	1	2495	1,421.21
10x8	09-0108	2	1100	1,021.51	30x27	09-3027			17,561.05	18	11-0018	1	4256	2,066.19
12x4	09-0124	2	1480	1,053.40	36x4	09-0364			21,931.58	21	11-0021			4,481.67
12x6	09-0126	2	1580	1,114.47	36x6	09-0366			22,081.22	24	11-0024			5,175.73
12x8	09-0128	2	1730	1,325.60	36x8	09-0368			22,250.32	27	11-0027			6,527.86
12x10	09-1210	1	1981	1,530.45	36x10	09-3610			22,525.05	30	11-0030			8,388.63
15x4	09-0154	1	2561	1,660.08	36x12	09-3612			22,829.98	36	11-0036			17,980.48
15x6	09-0156	1	2655	1,743.98	36x15	09-3615			23,372.26	42	11-0042			On. Req.
15x8	09-0158	1	2808	1,941.81	36x18	09-3618			23,968.73	48	11-0048			On. Req.
15x10	09-1510	1	3070	2,139.32	36x21	09-3621			24,612.09	T-Y BxBxB 				
15x12	09-1512	1	3451	2,326.06	36x24	09-3624			27,391.57					
18x4	09-0184	1	4321	2,183.31	36x27	09-3627			28,171.36					
18x6	09-0186	1	4415	2,221.16	36x30	09-3630			29,849.31					
18x8	09-0188	1	4568	2,314.26	42x4	09-0424			On. Req.	8x4	13-0084	930		302.01
18x10	09-1810	1	4803	2,395.66	42x6	09-0426			On. Req.	8x6	13-0086	1058		347.45
18x12	09-1812	1	5212	2,446.74	42x8	09-0428			On. Req.	8x8	13-0088	1468		855.12
18x15	09-1815	1	6001	2,548.31	42x10	09-4210			On. Req.	10x4	13-0104	1502		1,136.98
21x4	09-0214			3,149.34	42x12	09-4212			On. Req.	10x6	13-0106	1694		1,302.85
21x6	09-0216			3,181.86	42x15	09-4215			On. Req.	10x8	13-0108	2179		1,999.84
21x8	09-0218			3,313.60	42x18	09-4218			On. Req.	12x4	13-0124	2268		1,401.17
21x10	09-2110			3,357.47	42x21	09-4221			On. Req.	12x6	13-0126	2592		1,493.25
21x12	09-2112			3,531.49	42x24	09-4224			On. Req.	12x8	13-0128	3129		2,212.82
21x15	09-2115			4,079.12	42x27	09-4227			On. Req.	15x4	13-0154	3770		2,260.67
21x18	09-2118			4,395.31	42x30	09-4230			On. Req.	15x6	13-0156	4166		2,500.46
24x4	09-0244			6,564.20	42x36	09-4236			On. Req.	15x8	13-0158	4886		2,699.13
24x6	09-0246			6,628.19	48x4	09-0484			On. Req.	18x4	13-0184	5966		5,151.14
24x8	09-0248			6,883.96	48x6	09-0486			On. Req.	18x6	13-0186	6528		5,245.86
24x10	09-2410			6,919.23	48x8	09-0488			On. Req.	18x8	13-0188	7470		5,560.68
24x12	09-2412			7,134.35	48x10	09-4810			On. Req.	21x4	13-0214			7,301.25
24x15	09-2415			7,312.07	48x12	09-4812			On. Req.	21x6	13-0216			7,898.64
24x18	09-2418			7,704.56	48x15	09-4815			On. Req.	21x8	13-0218			9,658.95
24x21	09-2421			8,356.72	48x18	09-4818			On. Req.	24x4	13-0244			12,156.17
27x4	09-0274			7,749.14	48x21	09-4821			On. Req.	24x6	13-0246			12,880.07
27x6	09-0276			7,784.20	48x24	09-4824			On. Req.	24x8	13-0248			13,142.94
27x8	09-0278			7,867.52	48x27	09-4827			On. Req.	27x4	13-0274			14,988.27
27x10	09-2710			7,957.27	48x30	09-4830			On. Req.	27x6	13-0276			14,983.82
27x12	09-2712			8,365.30	48x36	09-4836			On. Req.	27x8	13-0278			15,738.45
27x15	09-2715			8,410.48	48x42	09-4842			On. Req.	30x4	13-0304			On. Req.
27x18	09-2718			8,757.07						30x6	13-0306			On. Req.
27x21	09-2721			10,091.98						30x8	13-0308			On. Req.
27x24	09-2724			10,932.41						36x4	13-0364			On. Req.
30x4	09-0304			9,784.97						36x6	13-0366			On. Req.

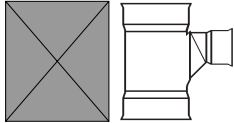
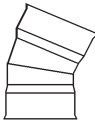

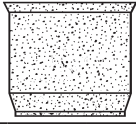


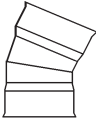

Profile Pipe Fittings



PROFILE PIPE FITTINGS


When ordering for different name brands, use the following prefixes to the part number.

UC - Ultra Corr™ 24"-36" P - Pro21
 6 - Ultra Rib™ 8"-30"

SIZE	PART NUMBER	CTN/ CRATE	LB/ 100	LIST PRICE	SIZE	PART NUMBER	CTN/ CRATE	LB/ 100	LIST PRICE	SIZE	PART NUMBER	CTN/ CRATE	LB/ 100	LIST PRICE					
T-Y BxBxB 					22 1/2 DEGREE EL BxB 					90 DEGREE EL BxB 									
36x8	13-0368			On. Req.	8	17-0008	6	588	328.24	8	23-0008	4	877	366.58					
42x4	13-0424			On. Req.	10	17-0010	2	1057	898.37	10	23-0010	2	1586	1,232.99					
42x6	13-0426			On. Req.	12	17-0012	2	1873	1,171.51	12	23-0012	3	2673	1,595.62					
42x8	13-0428			On. Req.	15	17-0015	2	3281	3,098.57	15	23-0015	1	4807	3,368.23					
48x4	13-0484			On. Req.	18	17-0018	1	7673	4,528.72	18	23-0018	1	11632	5,697.63					
48x6	13-0486			On. Req.	21	17-0021		6000	6,426.55	21	23-0021			9,786.24					
48x8	13-0488			On. Req.	24	17-0024		10900	9,253.38	24	23-0024			13,084.87					
SANDED MANHOLE ADAPTER 					27	17-0027		13600	11,038.40	27	23-0027			14,942.57					
					30	17-0030			On. Req.	30	23-0030			On. Req.					
					36	17-0036			On. Req.	36	23-0036			On. Req.					
					42	17-0042			On. Req.	42	23-0042			On. Req.					
8	16-0008		375	239.52	48	17-0048			On. Req.	48	23-0048			On. Req.					
10	16-0010		600	435.38	30 DEGREE EL BxB 					SMOOTH MANHOLE ADAPTER 									
12	16-0012		750	638.44															
15	16-0015		1800	817.00	8	61-0008			333.08	8	45-0008	6	650	260.27					
18	16-0018		2800	1,643.37	10	61-0010			911.80	10	45-0010	4	1075	405.02					
21	16-0021		4300	2,323.74	12	61-0012			1,322.00	12	45-0012	2	1700	628.60					
24	16-0024		5200	3,869.69	15	61-0015			3,192.21	15	45-0015	1	2750	1,022.62					
27	16-0027		7200	4,494.01	18	61-0018			4,809.12	18	45-0018	1	5400	1,636.59					
30	16-0030		10000	6,379.96	21	61-0021			8,144.62	21	45-0021			2,767.44					
36	16-0036			11,043.74	24	61-0024			11,119.35	24	45-0024			4,091.77					
11 1/4 DEGREE EL BxB 					27	61-0027			12,768.21	27	45-0027				6,872.63				
					30	61-0030			On. Req.	30	45-0030			On. Req.					
					8	59-0008			340.96	36	61-0036			On. Req.	36	45-0036			On. Req.
					10	59-0010			933.31	42	61-0042			On. Req.	42	45-0042			On. Req.
12	59-0012			1,353.16	48	61-0048			On. Req.	48	45-0048			On. Req.					
15	59-0015			3,267.39	45 DEGREE EL BxB 														
18	59-0018			4,922.41															
21	59-0021			8,336.50	8	21-0008	5	626	325.25										
24	59-0024			11,381.32	10	21-0010	2/16	1149	843.98										
27	59-0027			13,069.01	12	21-0012	2	1987	1,225.82										
30	59-0030			On. Req.	15	21-0015	2/4	3657	2,745.04										
36	59-0036			On. Req.	18	21-0018	1	6600	4,393.45										
42	59-0042			On. Req.	21	21-0021		11100	7,440.57										
48	59-0048			On. Req.	24	21-0024		15000	10,158.25										
					27	21-0027			11,037.94										
					30	21-0030			On. Req.										
					36	21-0036			On. Req.										
					42	21-0042			On. Req.										
					48	21-0048			On. Req.										

Profile Pipe Fittings

CIOD GASKETED NON PRESSURE FITTINGS




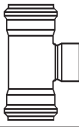
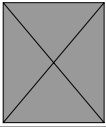
1-800-437-4670
FAX 1-800-822-6989



4" - 24" CIOD NON-PRESSURE FITTINGS

DR18 (for C900 pipe - sewer and drain use), Call for pricing on other DR's.

To be used for non-pressure applications only.

SIZE	PART NUMBER	CTN/ CRATE	LB/ 100	LIST PRICE	SIZE	PART NUMBER	CTN/ CRATE	LB/ 100	LIST PRICE	SIZE	PART NUMBER	CTN/ CRATE	LB/ 100	LIST PRICE
C900 x C900 REDUCING TEE GxGxG 					C900 GASKET x SCH40 HUB TEE 					C900 GASKET x SCH40 GASKET TEE 				
6x4	Y03-0064		1390	1,153.44	6x4	Y03-00643H		1230	506.58	6x4	Y03-00643G		1300	530.81
8x4	Y03-0084		2440	1,870.95	8x4	Y03-00843H		2270	1,328.08	8x4	Y03-00843G		2340	1,383.95
8x6	Y03-0086		2730	1,916.36	8x6	Y03-00863H		2540	1,499.52	8x6	Y03-00863G		2640	1,555.48
10x4	Y03-0104		3860	1,747.56	10x4	Y03-01043H		3680	1,566.63	10x4	Y03-01043G		3750	1,747.56
10x6	Y03-0106		4380	1,795.86	10x6	Y03-01063H		4030	1,706.67	10x6	Y03-01063G		4130	1,795.86
10x8	Y03-0108		5200	1,922.86	10x8	Y03-01083H		4540	1,838.94	10x8	Y03-01083G		4730	1,922.86
12x4	Y03-0124		6050	2,254.93	12x4	Y03-01243H		5860	2,184.32	12x4	Y03-01243G		5930	2,254.93
12x6	Y03-0126		6560	2,414.13	12x6	Y03-01263H		6300	2,308.19	12x6	Y03-01263G		6400	2,414.13
12x8	Y03-0128		7620	2,674.64	12x8	Y03-01283H		6960	2,533.11	12x8	Y03-01283G		7150	2,674.64
12x10	Y03-1210		8250	3,036.56	12x10	Y03-12103H		7600	2,923.11	12x10	Y03-12103G		7770	3,036.56
14x4	Y03-0144			5,224.51	14x4	Y03-01443H			5,224.51	14x4	Y03-01443G			5,224.51
14x6	Y03-0146			5,383.04	14x6	Y03-01463H			5,383.04	14x6	Y03-01463G			5,383.04
14x8	Y03-0148			6,693.25	14x8	Y03-01483H			6,693.25	14x8	Y03-01483G			6,693.25
14x10	Y03-1410			6,986.10	14x10	Y03-14103H			6,986.10	14x10	Y03-14103G			6,986.10
14x12	Y03-1412			7,377.77	14x12	Y03-14123H			7,377.77	14x12	Y03-14123G			7,377.77
16x4	Y03-0164			7,102.27	16x4	Y03-01643H			7,102.27	16x4	Y03-01643G			7,102.27
16x6	Y03-0166			7,319.21	16x6	Y03-01663H			7,319.21	16x6	Y03-01663G			7,319.21
16x8	Y03-0168			7,494.54	16x8	Y03-01683H			7,494.54	16x8	Y03-01683G			7,494.54
16x10	Y03-1610			7,636.38	16x10	Y03-16103H			7,636.38	16x10	Y03-16103G			7,636.38
16x12	Y03-1612			7,711.48	16x12	Y03-16123H			7,711.48	16x12	Y03-16123G			7,711.48
16x14	Y03-1614			8,738.04	16x14	Y03-16143H			8,738.04	18x4	Y03-01843G			12,009.58
18x4	Y03-0184			12,009.58	18x4	Y03-01843H			12,009.58	18x6	Y03-01863G			12,376.72
18x6	Y03-0186			12,376.72	18x6	Y03-01863H			12,376.72	18x8	Y03-01883G			12,576.99
18x8	Y03-0188			12,576.99	18x8	Y03-01883H			12,576.99	18x10	Y03-18103G			13,311.38
18x10	Y03-1810			13,311.38	18x10	Y03-18103H			13,311.38	18x12	Y03-18123G			14,087.60
18x12	Y03-1812			14,087.60	18x12	Y03-18123H			14,087.60	20x4	Y03-02043G			13,812.21
18x14	Y03-1814			15,931.96	18x14	Y03-18143H			15,931.96	20x6	Y03-02063G			14,231.73
18x16	Y03-1816			16,991.95	18x16	Y03-18163H			16,991.95	20x8	Y03-02083G			14,588.36
20x4	Y03-0204			13,812.21	20x4	Y03-02043H			13,812.21	20x10	Y03-20103G			15,047.47
20x6	Y03-0206			14,231.73	20x6	Y03-02063H			14,231.73	20x12	Y03-20123G			15,890.22
20x8	Y03-0208			14,588.36	20x8	Y03-02083H			14,588.36	24x4	Y03-02443G			19,821.18
20x10	Y03-2010			15,047.47	20x10	Y03-20103H			15,047.47	24x6	Y03-02463G			20,430.44
20x12	Y03-2012			15,890.22	20x12	Y03-20123H			15,890.22	24x8	Y03-02483G			20,680.81
20x14	Y03-2014			16,966.96	20x14	Y03-20143H			16,966.96	24x10	Y03-24103G			20,956.16
20x16	Y03-2016			17,793.15	20x16	Y03-20163H			17,793.15	24x12	Y03-24123G			21,106.36
20x18	Y03-2018			20,121.67	20x18	Y03-20183H			20,121.67					
24x4	Y03-0244			19,821.18	24x4	Y03-02443H			19,821.18					
24x6	Y03-0246			20,430.44	24x6	Y03-02463H			20,430.44					
24x8	Y03-0248			20,680.81	24x8	Y03-02483H			20,680.81					
24x10	Y03-2410			20,956.16	24x10	Y03-24103H			20,956.16					
24x12	Y03-2412			21,106.36	24x12	Y03-24123H			21,106.36					
24x14	Y03-2414			21,915.99	24x14	Y03-24143H			21,915.99					
24x16	Y03-2416			22,341.50	24x16	Y03-24163H			22,341.50					
24x18	Y03-2418			27,841.51	24x18	Y03-24183H			27,841.51					
24x20	Y03-2420			28,200.30	24x20	Y03-24203H			28,200.30					




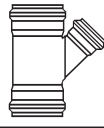
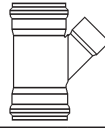
CIOD (C900) Non Pressure Fittings



4" - 24" CIOD NON-PRESSURE FITTINGS

DR18 (for C900 pipe - sewer and drain use), Call for pricing on other DR's.

To be used for non-pressure applications only.

SIZE	PART NUMBER	CTN/ CRATE	LB/ 100	LIST PRICE	SIZE	PART NUMBER	CTN/ CRATE	LB/ 100	LIST PRICE	SIZE	PART NUMBER	CTN/ CRATE	LB/ 100	LIST PRICE											
C900 GASKET x HWS GASKET TEE					STOP COUPLING GxG					16x8	Y07-0168			6,756.60											
										16x10	Y07-1610			7,087.28											
										16x12	Y07-1612			7,410.06											
										16x14	Y07-1614			7,531.05											
6x4	Y03-00649G		1230	530.81	4	Y05-0004		394	168.21	18x4	Y07-0184			11,455.98											
8x4	Y03-00849G		2270	1,383.95	6	Y05-0006		865	257.96	18x6	Y07-0186			11,810.93											
8x6	Y03-00869G		2540	1,555.48	8	Y05-0008		1690	584.04	18x8	Y07-0188			12,177.92											
10x4	Y03-01049G		3680	1,747.56	10	Y05-0010		2840	891.26	18x10	Y07-1810			12,625.75											
10x6	Y03-01069G		4030	1,795.86	12	Y05-0012		4370	1,301.85	18x12	Y07-1812			13,279.24											
10x8	Y03-01089G		4630	1,922.86	14	Y05-0014			3,276.33	18x14	Y07-1814			13,908.48											
12x4	Y03-01249G		5860	2,254.93	16	Y05-0016			3,909.85	18x16	Y07-1816			14,683.05											
12x6	Y03-01269G		6370	2,414.13	18	Y05-0018			10,423.44	20x4	Y07-0204			14,255.43											
12x8	Y03-01289G		7050	2,674.64	20	Y05-0020			11,697.96	20x6	Y07-0206			14,695.06											
12x10	Y03-12109G		7720	3,036.56	24	Y05-0024			14,763.19	20x8	Y07-0208			15,150.91											
14x4	Y03-01449G			5,224.51	REPAIR COUPLING GxG					20x10	Y07-2010			15,618.81											
14x6	Y03-01469G			5,383.04						20x12	Y07-2012			16,098.86											
14x8	Y03-01489G			6,693.25						20x14	Y07-2014			16,893.50											
14x10	Y03-14109G			6,986.10						20x16	Y07-2016			17,559.07											
14x12	Y03-14129G			7,377.77						4	Y06-0004	10	331	238.31	20x18	Y07-2018			18,805.51						
16x4	Y03-01649G			7,102.27	6	Y06-0006	5	735	365.52	24x4	Y07-0244			17,821.30											
16x6	Y03-01669G			7,319.21	8	Y06-0008	2	1430	881.40	24x6	Y07-0246			18,369.88											
16x8	Y03-01689G			7,494.54	10	Y06-0010	2	2380	891.26	24x8	Y07-0248			18,938.63											
16x10	Y03-16109G			7,636.38	12	Y06-0012		3650	1,301.85	24x10	Y07-2410			19,523.47											
16x12	Y03-16129G			7,711.48	14	Y06-0014			3,276.33	24x12	Y07-2412			20,124.46											
18x4	Y03-01849G			12,009.58	16	Y06-0016			3,909.85	24x14	Y07-2414			21,116.90											
18x6	Y03-01869G			12,376.72	18	Y06-0018			10,423.44	24x16	Y07-2416			21,947.83											
18x8	Y03-01889G			12,576.99	20	Y06-0020		12800	11,697.96	24x18	Y07-2418			23,508.91											
18x10	Y03-18109G			13,311.38	24	Y06-0024			14,763.19	24x20	Y07-2420			24,545.47											
18x12	Y03-18129G			14,087.60	C900 x C900 REDUCING WYE GxGxG					C900 GASKET x SCH40 HUB WYE															
20x4	Y03-02049G			13,812.21												6x4	Y07-0064	3	1550	623.31	6x4	Y07-00643H		1380	602.08
20x6	Y03-02069G			14,231.73												8x4	Y07-0084	2	2680	1,783.32	8x4	Y07-00843H		2500	1,456.77
20x8	Y03-02089G			14,588.36												8x6	Y07-0086	2	3260	1,645.61	8x6	Y07-00863H		2890	1,572.37
20x10	Y03-20109G			15,047.47												10x4	Y07-0104		4200	1,798.68	10x4	Y07-01043H		3990	1,768.51
20x12	Y03-20129G			15,890.22	10x6	Y07-0106		4870	1,916.91	10x6	Y07-01063H		4500	1,823.83											
20x18	Y03-20189G			20,121.67	10x8	Y07-0108		6000	2,037.80	10x8	Y07-01083H		5210	1,981.07											
24x4	Y03-02449G			19,821.18	12x4	Y07-0124		6500	2,365.97	12x4	Y07-01243H		6270	2,309.83											
24x6	Y03-02469G			20,430.44	12x6	Y07-0126		7300	2,534.87	12x6	Y07-01263H		6900	2,487.34											
24x8	Y03-02489G			20,680.81	12x8	Y07-0128		8610	2,811.41	12x8	Y07-01283H		7820	2,746.07											
24x10	Y03-24109G			20,956.16	12x10	Y07-1210		10140	3,217.35	12x10	Y07-12103H		8750	3,237.36											
24x12	Y03-24129G			21,106.36	14x4	Y07-0144			4,989.76	14x4	Y07-01443H			4,989.76											
24x18	Y03-24189G			27,841.51	14x6	Y07-0146			5,143.05	14x6	Y07-01463H			5,143.05											
					14x8	Y07-0148			5,381.05	14x8	Y07-01483H			5,381.05											
					14x10	Y07-1410			5,639.31	14x10	Y07-14103H			5,639.31											
					14x12	Y07-1412			6,470.20	14x12	Y07-14123H			6,470.20											
					16x4	Y07-0164			6,316.95	16x4	Y07-01643H			6,316.95											
					16x6	Y07-0166			6,510.49	16x6	Y07-01663H			6,510.49											

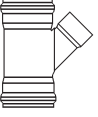
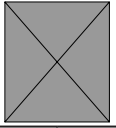
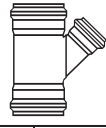
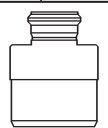

Non Pressure Fittings
CIOD (C900)



4" - 24" CIOD NON-PRESSURE FITTINGS

DR18 (for C900 pipe - sewer and drain use), Call for pricing on other DR's.

To be used for non-pressure applications only.

SIZE	PART NUMBER	CTN/ CRATE	LB/ 100	LIST PRICE	SIZE	PART NUMBER	CTN/ CRATE	LB/ 100	LIST PRICE	SIZE	PART NUMBER	CTN/ CRATE	LB/ 100	LIST PRICE	
C900 GASKET x SCH40 HUB WYE 					14x10	Y07-14103G			5,639.31	18x10	Y07-18109G			12,625.75	
					14x12	Y07-14123G			6,470.20	18x12	Y07-18129G			13,279.24	
					16x4	Y07-01643G			6,316.95	20x4	Y07-02049G			14,255.43	
					16x6	Y07-01663G			6,510.49	20x6	Y07-02069G			14,695.06	
16x8	Y07-01683H			6,756.60	16x8	Y07-01683G			6,756.60	20x8	Y07-02089G			15,150.91	
16x10	Y07-16103H			7,087.28	16x10	Y07-16103G			7,087.28	20x10	Y07-20109G			15,618.81	
16x12	Y07-16123H			7,410.06	16x12	Y07-16123G			7,410.06	20x12	Y07-20129G			16,098.86	
16x14	Y07-16143H			7,531.05	18x4	Y07-01843G			11,455.98	20x18	Y07-20189G			18,805.51	
18x4	Y07-01843H			11,455.98	18x6	Y07-01863G			11,810.93	24x4	Y07-02449G			17,821.30	
18x6	Y07-01863H			11,810.93	18x8	Y07-01883G			12,177.92	24x6	Y07-02469G			18,369.88	
18x8	Y07-01883H			12,177.92	18x10	Y07-18103G			12,625.75	24x8	Y07-02489G			18,938.63	
18x10	Y07-18103H			12,625.75	18x12	Y07-18123G			13,279.24	24x10	Y07-24109G			19,523.47	
18x12	Y07-18123H			13,279.24	20x4	Y07-02043G			14,255.43	24x12	Y07-24129G			20,124.46	
18x14	Y07-18143H			13,908.48	20x6	Y07-02063G			14,695.06	24x18	Y07-24189G			23,508.91	
18x16	Y07-18163H			14,683.05	20x8	Y07-02083G			15,150.91	C900 REDUCER COUPLING G x G 					
20x4	Y07-02043H			14,255.43	20x10	Y07-20103G			15,618.81						
20x6	Y07-02063H			14,695.06	20x12	Y07-20123G			16,098.86						
20x8	Y07-02083H			15,150.91	24x4	Y07-02443G			17,821.30						
20x10	Y07-20103H			15,618.81	24x6	Y07-02463G			18,369.88	4x6	Y09-0046		840	388.88	
20x12	Y07-20123H			16,098.86	24x8	Y07-02483G			18,938.63	4x8	Y09-0048		1600	1,305.16	
20x14	Y07-20143H			16,893.50	24x10	Y07-24103G			19,523.47	4x10	Y09-0410			1,709.10	
20x16	Y07-20163H			17,559.07	24x12	Y07-24123G			20,124.46	4x12	Y09-0412		2725	2,178.43	
20x18	Y07-20183H			18,805.51	C900 GASKET x HWS GASKET WYE 					6x8	Y09-0068		1705	1,070.71	
24x4	Y07-02443H			17,821.30						6x10	Y09-0610			3165	1,790.56
24x6	Y07-02463H			18,369.88						6x12	Y09-0612				2,273.14
24x8	Y07-02483H			18,938.63						8x10	Y09-0810				1,532.49
24x10	Y07-24103H			19,523.47	6x4	Y07-00649G		1340	623.31	8x12	Y09-0812			2,367.85	
24x12	Y07-24123H			20,124.46	8x4	Y07-00849G		2460	1,512.61	10x12	Y09-1012			1,835.76	
24x14	Y07-24143H			21,116.90	8x6	Y07-00869G		2860	1,604.88	C900 REDUCER BUSHING S x G 					
24x16	Y07-24163H			21,947.83	10x4	Y07-01049G		3950	1,798.68						
24x18	Y07-24183H			23,508.91	10x6	Y07-01069G		4470	1,916.91						
24x20	Y07-24203H			24,545.47	10x8	Y07-01089G		5250	2,037.80						
C900 GASKET x SCH40 GASKET WYE 					12x4	Y07-01249G		6210	2,365.97	6x4	Y10-0064			388.88	
					12x6	Y07-01269G		6840	2,534.87	8x4	Y10-0084			1,253.12	
					12x8	Y07-01289G		7860	2,811.41	8x6	Y10-0086			1,080.24	
					12x10	Y07-12109G		8870	3,217.35	10x4	Y10-0104			1,508.35	
6x4	Y07-00643G		1430	623.31	14x4	Y07-01449G			4,989.76	10x6	Y10-0106			1,573.96	
8x4	Y07-00843G		2550	1,512.61	14x6	Y07-01469G			5,143.05	10x8	Y10-0108			1,532.49	
8x6	Y07-00863G		2990	1,604.88	14x8	Y07-01489G			5,381.05	12x4	Y10-0124			1,904.55	
10x4	Y07-01043G		4040	1,798.68	14x10	Y07-14109G			5,639.31	12x6	Y10-0126			1,987.36	
10x6	Y07-01063G		4600	1,916.91	14x12	Y07-14129G			6,470.20	12x8	Y10-0128			2,070.19	
10x8	Y07-01083G		5340	2,037.80	16x4	Y07-01649G			6,316.95	12x10	Y10-1210			2,114.78	
12x4	Y07-01243G		6300	2,365.97	16x6	Y07-01669G			6,510.49						
12x6	Y07-01263G		6970	2,534.87	16x8	Y07-01689G			6,756.60						
12x8	Y07-01283G		7950	2,811.41	16x10	Y07-16109G			7,087.28						
12x10	Y07-12103G		8930	3,217.35	16x12	Y07-16129G			7,410.06						
14x4	Y07-01443G			4,989.76	18x4	Y07-01849G			11,455.98						
14x6	Y07-01463G			5,143.05	18x6	Y07-01869G			11,810.93						
14x8	Y07-01483G			5,381.05	18x8	Y07-01889G			12,177.92						

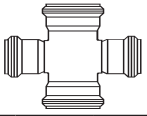
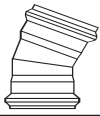

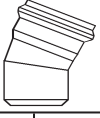


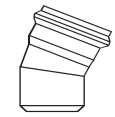

CIOD (C900)
Non Pressure Fittings



4" - 24" CIOD NON-PRESSURE FITTINGS

DR18 (for C900 pipe - sewer and drain use), Call for pricing on other DR's.

To be used for non-pressure applications only.


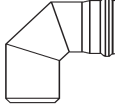





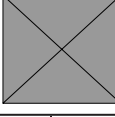
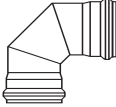


SIZE	PART NUMBER	CTN/ CRATE	LB/ 100	LIST PRICE	SIZE	PART NUMBER	CTN/ CRATE	LB/ 100	LIST PRICE	SIZE	PART NUMBER	CTN/ CRATE	LB/ 100	LIST PRICE
REDUCING CROSS GxGxGxG 					11 1/4 DEGREE EL GxG 					22 1/2 DEGREE EL SxG 				
6x4	Y26-0064		1610	866.58	4	Y59-0004		450	325.52	4	Y18-0004		360	338.66
8x4	Y26-0084		2660	1,755.86	6	Y59-0006		1040	667.40	6	Y18-0006	4	860	498.20
8x6	Y26-0086		3240	2,010.27	8	Y59-0008		2100	1,270.96	8	Y18-0008		1730	926.01
10x4	Y26-0104		4080	2,041.96	10	Y59-0010		3450	1,443.82	10	Y18-0010		2900	1,413.19
10x6	Y26-0106		4890	2,322.37	12	Y59-0012		5230	2,195.69	12	Y18-0012		4480	2,155.18
10x8	Y26-0108		6190	2,686.46	14	Y59-0014			4,034.87	14	Y18-0014			4,034.87
12x4	Y26-0124		6270	2,609.32	16	Y59-0016			4,902.86	16	Y18-0016			4,902.86
12x6	Y26-0126		7170	2,940.31	18	Y59-0018			8,609.28	18	Y18-0018			8,609.28
12x8	Y26-0128		8610	3,460.13	20	Y59-0020			10,689.25	20	Y18-0020			10,689.25
12x10	Y26-1210		9510	4,028.20	24	Y59-0024			15,122.81	24	Y18-0024			15,122.81
14x4	Y26-0144			7,053.09	11 1/4 DEGREE EL SxG 					30 DEGREE ELGxG 				
14x6	Y26-0146			7,536.22										
14x8	Y26-0148			9,705.17										
14x10	Y26-1410			10,479.19										
14x12	Y26-1412			11,435.52										
16x4	Y26-0164			9,588.03	4	Y60-0004		350	338.66	4	Y61-0004		470	325.52
16x6	Y26-0166			10,246.89	6	Y60-0006		830	498.20	6	Y61-0006		1090	498.20
16x8	Y26-0168			10,867.09	8	Y60-0008		1660	926.01	8	Y61-0008		2210	926.01
16x10	Y26-1610			11,454.59	10	Y60-0010		2760	1,413.19	10	Y61-0010		3660	1,413.19
16x12	Y26-1612			11,952.75	12	Y60-0012		4250	2,155.18	12	Y61-0012		5590	2,155.18
18x4	Y26-0184			16,212.90	14	Y60-0014			4,274.93	14	Y61-0014			4,034.87
18x6	Y26-0186			17,327.39	16	Y60-0016			5,358.67	16	Y61-0016			4,902.86
18x8	Y26-0188			18,236.65	18	Y60-0018			9,186.10	18	Y61-0018			8,609.28
18x10	Y26-1810			20,380.01	20	Y60-0020			11,405.45	20	Y61-0020			10,689.25
18x12	Y26-1812			21,835.83	24	Y60-0024			16,136.26	24	Y61-0024			15,122.81
20x4	Y26-0204			18,646.53	22 1/2 DEGREE EL GxG 					30 DEGREE EL SxG 				
20x6	Y26-0206			19,924.42										
20x8	Y26-0208			21,153.11										
20x10	Y26-2010			22,571.24										
20x12	Y26-2012			24,629.87										
24x4	Y26-0244			26,758.58	4	Y17-0004	/60	460	377.69	4	Y62-0004		370	325.52
24x6	Y26-0246			28,602.63	6	Y17-0006	4/44	1070	667.40	6	Y62-0006		880	498.20
24x8	Y26-0248			29,987.18	8	Y17-0008	5	2160	1,270.96	8	Y62-0008		1770	946.14
24x10	Y26-2410			31,434.32	10	Y17-0010		3570	1,443.82	10	Y62-0010		2970	1,443.82
24x12	Y26-2412			32,714.88	12	Y17-0012		5440	2,195.69	12	Y62-0012		4600	2,195.69
MANHOLE ADAPTER 					14	Y17-0014			4,034.87	14	Y62-0014			4,034.87
					16	Y17-0016			4,902.86	16	Y62-0016			4,902.86
					18	Y17-0018			8,609.28	18	Y62-0018			8,609.28
					20	Y17-0020			10,689.25	20	Y62-0020			10,689.25
					24	Y17-0024			15,122.81	24	Y62-0024			15,122.81
4	Y16-0004	/120	170	266.97										
6	Y16-0006	12/75	425	375.60										
8	Y16-0008	6/48	775	642.41										
10	Y16-0010	6/30	1200	980.33										
12	Y16-0012	2/18	1700	1,431.96										
14	Y16-0014			2,004.23										
16	Y16-0016			2,471.98										
18	Y16-0018			3,201.11										
20	Y16-0020			3,249.61										
24	Y16-0024			5,411.53										



4" - 24" CIOD NON-PRESSURE FITTINGS

DR18 (for C900 pipe - sewer and drain use), Call for pricing on other DR's.

To be used for non-pressure applications only.

SIZE	PART NUMBER	CTN/ CRATE	LB/ 100	LIST PRICE	SIZE	PART NUMBER	CTN/ CRATE	LB/ 100	LIST PRICE	SIZE	PART NUMBER	CTN/ CRATE	LB/ 100	LIST PRICE									
45 DEGREE ELGxG 					90 DEGREE EL SxG 					C900 GASKET x ULTRA RIB BELL ADAPTER 													
4	Y21-0004	7/80	485	384.69	4	Y24-0004		590	381.54	8	Y80-00086B		870	1,250.93									
6	Y21-0006	4/40	1140	667.40	6	Y24-0006		1410	899.22	10	Y80-00106B		1540	1,532.49									
8	Y21-0008	2/12	2320	1,270.96	8	Y24-0008		2860	1,723.47	12	Y80-00126B		2470	1,835.76									
10	Y21-0010		3890	1,443.68	10	Y24-0010		4790	2,768.16	18	Y80-00186B			5,855.83									
12	Y21-0012		5940	2,195.81	12	Y24-0012		7370	3,568.45	24	Y80-00246B			8,292.34									
14	Y21-0014			4,034.87	14	Y24-0014			5,074.80	C900 SPIGOT x ULTRA RIB BELL ADAPTER 													
16	Y21-0016			4,902.86	16	Y24-0016			5,864.64														
18	Y21-0018			8,609.28	18	Y24-0018			11,471.19														
20	Y21-0020			10,689.25	20	Y24-0020			12,175.02														
24	Y21-0024			15,122.81	24	Y24-0024			21,065.64														
45 DEGREE EL SxG 					C900 SPIGOT x HEAVY WALL SEWER GASKET ADAPTER 					8					Y79-00086B		900	1,250.93					
4	Y22-0004	7/80	460	431.09	4	Y79-00049G	16	190	323.08	10	Y79-00106B		1540	1,532.49									
6	Y22-0006	4/40	1100	691.90	6	Y79-00069G	8	440	388.88	12	Y79-00126B		2510	1,835.76									
8	Y22-0008	2/12	2250	946.14	8	Y79-00089G	4/33	920	1,250.93	18	Y79-00186B			5,855.83									
10	Y22-0010		3760	1,443.82	10	Y79-00109G		1520	1,532.49	24	Y79-00246B			8,293.37									
12	Y22-0012		5770	2,195.69	12	Y79-00129G		2260	1,835.76	C900 SPIGOT x SCH 40 GASKET ADAPTER 													
14	Y22-0014			4,034.87	18	Y79-00189G			5,855.83														
16	Y22-0016			4,902.86	24	Y79-00249G			8,292.34														
18	Y22-0018			8,609.28	C900 GASKET x HEAVY WALL SEWER GASKET ADAPTER 																		
20	Y22-0020			10,689.25																			
24	Y22-0024			15,122.81																			
90 DEGREE EL GxG 										4					Y80-00049G	8/168	180	323.08	C900 GASKET x SCH 40 GASKET ADAPTER 				
4	Y23-0004	4/60	620	384.69						6	Y80-00069G	8/60	430	388.88	4	Y80-00043G	8/168	300					
6	Y23-0006	3/28	1450	892.60	8	Y80-00089G	4/25	900	1,250.93	6	Y80-00063G	5/60	580	388.88									
8	Y23-0008	2/16	2930	1,687.91	10	Y80-00109G		1560	1,532.49	8	Y80-00083G		1000	1,250.93									
10	Y23-0010		4920	2,575.81	12	Y80-00129G		2290	1,835.76	10	Y80-00103G		1530	1,532.49									
12	Y23-0012		7540	3,397.10	18	Y80-00189G			5,855.83	12	Y80-00123G		2170	1,835.76									
14	Y23-0014			5,106.13	24	Y80-00249G			8,292.34	C900 GASKET x HEAVY WALL SEWER SPIGOT ADAPTER 													
16	Y23-0016			6,091.37	4										Y81-00049S	18/240	170	323.08					
18	Y23-0018			10,837.83											6	Y81-00069S	10/90	380	388.88				
20	Y23-0020			13,035.08											8	Y81-00089S	8/48	780	1,070.71				
24	Y23-0024			21,832.04											10	Y81-00109S		1420	1,532.49				
										12	Y81-00129S		2100	1,835.76									
					18	Y81-00189S			5,855.83														
					24	Y81-00249S			8,292.34														

CIOD (C900) Non Pressure Fittings

GPK PRODUCTS, INC.

TERMS AND CONDITIONS OF SALE/SHIPMENT AND USE

ALL ORDERS ARE ACCEPTED AND ALL SALES ARE EXPRESSLY MADE CONDITIONAL ON PURCHASER'S AGREEMENT TO THE TERMS AND CONDITIONS SET FORTH, NOTWITHSTANDING ANY PURCHASE ORDERS OR OFFERS TO PURCHASE CONTAINING DIFFERENT OR ADDITIONAL PROVISIONS. PURCHASER'S ACCEPTANCE OF THE GOODS CONSTITUTES ACCEPTANCE OF THESE TERMS AND CONDITIONS AND ALSO PURCHASER'S AGREEMENT THAT THEY CONTROL OVER ANY TERMS, CORRESPONDENCE OR FORMS SUPPLIED BY PURCHASER AT ANY STAGE OF THE TRANSACTION.

ACCEPTANCE AND CANCELLATION OF ORDERS. Seller may cancel the order, or require full or partial payment in advance of shipment or preparation, if the financial condition of the Purchaser is not satisfactory to the Seller at the time shipment is ready, or at any other time. After acceptance, orders cannot be cancelled by Purchaser without Seller's written consent. All orders are accepted and all sales are made subject only to these Terms and Conditions as a final, complete and exclusive statement of the parties' agreement. No statements, representations, agreements, or changes of any kind or any conflicting terms or conditions incorporated in any writing by Purchaser to Seller are binding on Seller unless specifically agreed to in writing by Seller. Any and all prior statements, representations, and agreements not incorporated herein are excluded and superseded hereby. No course of prior dealings between Seller and Purchaser and no usage of trade shall be used to supplement any term used in this agreement. Acceptance or acquiescence in a course of performance rendered under this agreement shall not be relevant to alter the meaning of this agreement. MODIFICATIONS MUST BE IN WRITING. These Terms and Conditions shall not be modified or rescinded by agreement or conduct or waived unless specifically agreed to in writing by Seller's duly authorized representative.

QUOTATIONS/PRICES/TAXES. After Seller's acceptance of an order, Purchaser's attempted modifications shall not be effective unless accepted in writing by Seller. Acceptance may be conditioned upon Purchaser's acceptance of intervening price changes related to such modifications. The amount of any present and future sales, use, excise, or similar taxes, applicable to the ordered goods shall be added to the Seller's price and paid by the Purchaser, unless the Purchaser timely provides Seller with a tax exemption certificate applicable to Seller.

PRODUCT MODIFICATIONS AND SUBSTITUTIONS. Seller reserves the right to change or modify at any time any product or any materials used in the fabrication of products, or to discontinue the manufacture of any product, without liability with respect thereto.

SHIPMENT AND DELIVERY. Seller reserves the right to make partial shipments. Pro-rata payments become due as partial shipments are made. Seller shall not be liable for any penalty or damages, liquidated or otherwise, for shipment or deliveries which are delayed due to any reason whatsoever. Seller shall not be liable for any loss or damage caused by factors beyond its ability to control, including (without limitation) changes in government regulations or acts of God, Purchaser's acts or omissions, labor shortages, strikes, slowdowns or other combined action or workmen, fires, floods, earthquakes, severe weather, serious accident, epidemics, quarantines, wars, insurrections or riots, acts of civil or military authorities, transportation embargoes, shortages or interruptions, deliveries of components and materials, and delays by Seller's suppliers. Claims for shortages or non-conforming shipments must be made in writing and sent to Seller immediately upon Purchaser's receipt of the shipment. Failure to give such notice shall be deemed unqualified acceptance and a waiver by the Purchaser of any claim with respect to the Shipment.

DAMAGED OR LOST SHIPMENTS. Goods are shipped F.O.B. shipping point only. When goods have been delivered to a carrier for shipment, the risk of loss passes to Purchaser and Seller's responsibility for delivery ends, but Seller agrees to furnish duplicate bills of lading and otherwise render reasonable assistance in making claims for damages against the carrier. Shipment should be examined carefully before being accepted from the carrier. Seller assumes no responsibility for damage after having received "in good order" receipts from a carrier at shipping point and all loss, damage and delay in transit are at the risk of the Purchaser.

RETURNS. Unless its permission has been first obtained, Seller will not accept goods for return or credit, other than for claimed warranty. Risk of loss for returned goods will remain with Purchaser and Purchaser shall reimburse Seller for any cost it incurs in connection with the shipment and return of the goods. Non stock products fabricated to order are not returnable under any circumstances except for approved warranty claim.

TERMS IN EVENT OF NON-PAYMENT. Interest at the maximum legal rate established from time to time, or 18% per year, whichever is lower, shall be charged on overdue accounts. If an invoice is not paid when due, or it becomes necessary for Seller to enforce any of these terms and conditions, Purchaser agrees to pay all costs of the collection, or enforcement or both, including attorney's fees, whether incurred in or out of court, or appeal, in arbitration, in a bankruptcy proceeding, or in any insolvency proceedings.

PENALTY CLAUSES. Seller assumes no liability arising from penalty or liquidated damage clauses of any kind, written or implied, unless specifically approved in writing by Seller's duly authorized representative.

LIMITED WARRANTY/SOLE REMEDY. Seller warrants that its goods shall conform to the applicable CSA or ASTM standards and shall be free from defect in material or workmanship for one year. PVC goods are warranted only for use in accordance with ASTM D-2321 and Unibell PVC Pipe Association Recommended Practices for Installation of PVC Sewer Pipe or other applicable installation standard. Seller will, at its option, repair, replace or issue credit for the purchase price of any goods proven to be non-conforming. Repair or replacement of the goods as described, or return for credit at Seller's option, shall be Purchaser's sole and exclusive remedy for any defect. SELLER'S OBLIGATION IS LIMITED TO THE PURCHASE PRICE OF THE GOODS AND COST OF TRANSPORT.

In the Event the Goods Sold to Purchaser Fail to Conform to the Limited Warranty Referred to Herein, Purchaser must Give Seller Written Notice of Such Nonconformance Within 30 Days of the Time of Discovery of the Defect or the Time When the Defect Should Have Been Discovered, and Within One Year of Receipt of the Goods, or Purchaser Waives Any Right with Respect to the Goods. WITHIN A REASONABLE TIME AFTER WRITTEN NOTICE, AND PURCHASER'S RETURN OF THE DEFECTIVE GOODS TO SELLER, SELLER WILL REPLACE THE DEFECTIVE GOODS OR, IN SELLER'S SOLE DISCRETION, REFUND THE PURCHASE PRICE OF SUCH PORTION OF THE GOODS AS ARE RENDERED UNUSABLE AS A RESULT OF SUCH DEFECT. PURCHASER AGREES THAT THIS IS THE SOLE AND EXCLUSIVE REMEDY OF THE PURCHASER WITH RESPECT TO THE GOODS. SELLER'S ENTIRE LIABILITY ON ANY CLAIM ARISING OUT OF THE SALE OF GOODS OR ITS REPLACEMENT OF DEFECTIVE GOODS, WHETHER IN CONTRACT, WARRANTY, TORT OR OTHERWISE, SHALL BE LIMITED TO THE PURCHASE PRICE OF THE GOODS THAT ARE PROVEN DEFECTIVE AND COST OF TRANSPORT. THIS WARRANTY DOES NOT EXTEND TO, AND IS VOIDED BY, GOODS DAMAGED OR FAILED BECAUSE OF, OR BY USE WITH, MATERIALS OR SUPPLIES OR METHODS NOT APPROVED BY GPK PRODUCTS, INC. OR ASTM D-2321 OR OTHER APPLICABLE INSTALLATION STANDARD; MISUSE; ABUSE; ACCIDENT DAMAGE IN TRANSIT; IMPROPER HANDLING OR INSTALLATION NOT IN ACCORDANCE WITH RECOMMENDED PRACTICES; OR THEIR CONSEQUENCES.

EXCLUSIONS OF WARRANTY AND LIMITATION OF LIABILITY AND REMEDIES. SELLER MAKES NO WARRANTY OTHER THAN THE ABOVE LIMITED SOLE AND EXCLUSIVE WARRANTY. THIS LIMITED WARRANTY AND REMEDY IS EXPRESSLY IN LIEU OF ANY AND ALL OTHER EXPRESS OR IMPLIED WARRANTIES, INCLUDING ANY IMPLIED WARRANTY OF MERCHANTABILITY OR FITNESS FOR A PARTICULAR PURPOSE. THE LIMITED WARRANTY CONSTITUTES THE ONLY WARRANTY MADE WITH RESPECT TO THE GOODS. ALL OTHER WARRANTIES AND OBLIGATIONS ARE EXCLUDED.

SELLER SHALL NOT BE LIABLE FOR ANY DAMAGES, DIRECT, INCIDENTAL, SPECIAL, INDIRECT OR CONSEQUENTIAL, WHETHER RESULTING FROM SELLER'S NEGLIGENCE OR OTHERWISE, ARISING OUT OF, IN CONNECTION WITH, OR RESULTING FROM THE GOODS SOLD TO THE PURCHASER, NOR FOR ANY CLAIMS, ACTIONS, SUITS AND PROCEEDINGS WHICH MAY BE INSTITUTED IN RESPECT TO THE FOREGOING, INCLUDING THOSE MADE BY SUBSEQUENT OWNERS AND USERS OF THE GOODS, NOR FOR STRICT LIABILITY OR OTHER TORT, NOR FOR LOST REVENUES OR EARNINGS, LOST PROFITS, LOST OPPORTUNITIES, COSTS OR DELAYS, LOST GOOD WILL OR REPUTATION, OR PUNITIVE OR EXEMPLARY DAMAGES. IN THE EVENT IT IS FOUND THAT THE REMEDIES PROVIDED BY THIS CONTRACT FAIL OF THEIR ESSENTIAL PURPOSE, SELLER'S LIABILITY SHALL NONETHELESS BE LIMITED TO THE REFUND OF WHATEVER PORTION OF THE PURCHASE PRICE THAT HAS BEEN PAID, AND TRANSPORTION COSTS.

CONDITIONS OF RESALE/SUBSEQUENT PURCHASES. These Terms and Conditions shall be binding upon Purchaser and all subsequent owners and users of these goods. The goods are sold subject to the condition that they shall not be resold or otherwise conveyed without similar conditions, including that this condition be imposed on the subsequent purchaser, or transferee.

SEVERABILITY. The invalidity of all, or a part of any of the Terms and Conditions set forth herein shall not invalidate the remainder of such Terms and Conditions. **CHOICE OF LAW AND BINDING ARBITRATION.** These Terms and Conditions shall be construed and governed by the laws of the State of North Dakota. All disputes and controversies hereunder, including action to collect, shall be submitted to and settled by binding arbitration in Cass County, North Dakota under the rules of the American Arbitration Association; and judgement may be rendered upon the award by the District Court in North Dakota. Any legal action shall be venued in Cass County District Court, Fargo, North Dakota.

For additional information or to place an order please contact GPK customer service at 800-437-4670 or email customerservice@gpk-fargo.com.

Additional literature including submittal sheets, drawings, price lists, etc. in Excel and Adobe pdf formats are available on our website www.gpk-fargo.com.

1601 43rd St. N. Fargo, North Dakota 58102
Phone: 701-277-3225 Toll Free: 1-800-437-4670
Fax: 701-277-9286 or 1-800-822-6989
Visit our website at www.gpk-fargo.com