

DIMENSIONAL DATA

**G
P
K**

**Specifications Included
in this Booklet:**

**DR18 CIOD
SEWER FITTINGS
NON-PRESSURE**

1601 43rd Street North • Fargo, North Dakota 58102
Phone: 701-277-3225 Toll Free: 800-437-4670
Fax: 701-277-9286 or 800-822-6989

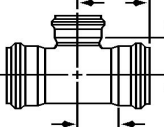

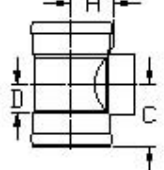
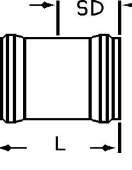
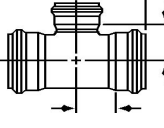
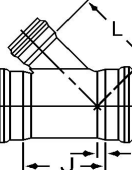
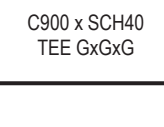
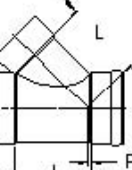
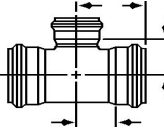
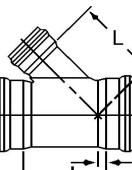
TABLE OF CONTENTS

4" - 12" DR18 CIOD Sewer Fittings	PAGE NUMBER
Tees - C900 GxGxG	3
Tees - C900 x SCH40 DWV GxGxH	3
Tees - C900 x SCH40 DWV GxGxG	3
Tees - C900 x SDR26 HWS GxGxG	3
Couplings - C900 GxG	3
Repair Couplings - C900 GxG	3
Wyes - C900 GxGxG	3
Wyes - C900 x SCH40 DWV GxGxH	3
Wyes - C900 x SCH40 DWV GxGxG	3
Wyes - C900 x SDR26 HWS GxGxG	4
Caps G	4
Caps H	4
Plugs Sp	4
T-Y's - C900 GxGxG	4
T-Y's - C900 x SCH40 DWV GxGxH	4
T-Y's - C900 x SCH40 DWV GxGxG	4
T-Y's - C900 x SDR26 HWS GxGxG	4
Double Wyes - C900 GxGxGxG	5
Crosses - C900 GxGxGxG	5
Manhole Adapters - C900 G	5
Elbows - C900 11 1/4, 22 1/2, 30, 45 and 90 Degree: GxG and SxG	5 - 6
Adapter - C900 SP x HWS G	6
Adapter - C900 G x HWS G	6
Adapter - C900 G x HWS SP	6
Adapter - C900 G x Ultra Rib B	6
Adapter - C900 SP x Ultra Rib B	6
Adapter - C900 SP x SCH40 DWV G	6
Adapter - C900 G x SCH40 DWV G	6
Adapter - C900 G x SCH40 DWV SP	6
Socket Dimensions and OD Chart	7



4" - 12" GASKETED CIOD SEWER FITTINGS

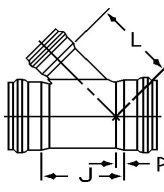
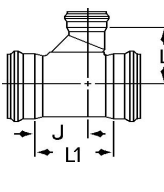
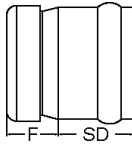
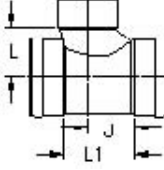
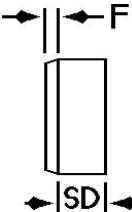
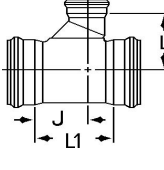
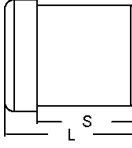
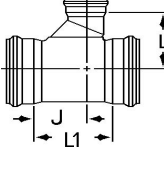
Fittings are manufactured from pipe that meets AWWA C900 DR18 specifications.
To be used for non-pressure applications only.

 TEE GxGxG	Size	Part Number	LB/100	(C)	(H)	(D)	 STOP COUPLING GxG	Size	Part Number	LB/100	(SD)	(N)	
	6x4	Y03-0064	1390	11.50	6.25	4.75		4	Y05-0004	394	6.00	2.50	
	8x4	Y03-0084	2440	12.75	7.25	5.00		6	Y05-0006	865	6.75	2.50	
	8x6	Y03-0086	2730	13.75	7.75	6.00		8	Y05-0008	1690	7.75	3.00	
	10x4	Y03-0104	3860	13.87	8.25	5.25		10	Y05-0010	2840	8.62	3.50	
	10x6	Y03-0106	4380	14.87	8.75	6.25		12	Y05-0012	4370	9.50	4.00	
	10x8	Y03-0108	5200	16.37	9.00	7.75							
	12x4	Y03-0124	6050	16.00	9.25	6.50							
	12x6	Y03-0126	6560	17.00	9.75	7.50							
	12x8	Y03-0128	7620	18.50	10.00	9.00							
12x10	Y03-1210	8250	19.62	10.50	10.12								
 C900 x SCH40 TEE GxGxH	Size	Part Number	LB/100	(C)	(H)	(D)	 REPAIR COUPLING GxG	Size	Part Number	LB/100	(SD)	(L)	
	6x4	Y03-00643H	1230	11.37	5.75	4.62		4	Y06-0004	331	5.75	11.50	
	8x4	Y03-00843H	2270	12.62	6.75	4.87		6	Y06-0006	735	6.50	13.00	
	8x6	Y03-00863H	2540	13.62	7.75	5.87		8	Y06-0008	1430	7.50	15.00	
	10x4	Y03-01043H	3680	13.75	7.75	5.13		10	Y06-0010	2380	8.37	16.75	
	10x6	Y03-01063H	4030	14.75	8.75	6.13		12	Y06-0012	3650	9.25	18.50	
	10x8	Y03-01083H	4540	16.37	8.50	7.75							
	12x4	Y03-01243H	5860	15.87	8.75	6.37							
	12x6	Y03-01263H	6300	16.87	9.75	7.37							
	12x8	Y03-01283H	6960	18.50	9.50	9.00							
12x10	Y03-12103H	7600	19.62	10.50	10.12								
 C900 x SCH40 TEE GxGxG	Size	Part Number	LB/100	(C)	(H)	(D)	 WYE GxGxG	Size	Part Number	LB/100	(P)	(L)	(J)
	6x4	Y03-00643G	1300	11.37	6.00	4.62		6x4	Y07-0064	1550	2.50	10.12	12.00
	8x4	Y03-00843G	2340	12.62	7.00	4.87		8x4	Y07-0084	2680	1.75	11.62	12.50
	8x6	Y03-00863G	2640	13.62	7.50	5.87		8x6	Y07-0086	3260	3.00	13.12	15.00
	10x4	Y03-01043G	3750	13.75	8.00	5.13		10x4	Y07-0104	4200	1.00	13.00	13.00
	10x6	Y03-01063G	4130	14.75	8.50	6.13		10x6	Y07-0106	4870	2.25	14.50	15.50
	10x8	Y03-01083G	4730	16.37	9.00	7.75		10x8	Y07-0108	6000	4.25	15.75	19.50
	12x4	Y03-01243G	5930	15.87	9.00	6.37		12x4	Y07-0124	6500	1.12	14.50	15.50
	12x6	Y03-01263G	6400	16.87	9.50	7.37		12x6	Y07-0126	7300	2.37	16.00	18.00
	12x8	Y03-01283G	7150	18.50	10.00	9.00		12x8	Y07-0128	8610	4.37	17.25	22.00
12x10	Y03-12103G	7770	19.62	10.50	10.12	12x10	Y07-1210	10140	5.87	19.75	25.00		
 C900 x SCH40 TEE GxGxH	Size	Part Number	LB/100	(C)	(H)	(D)	 C900 x SCH40 WYE GxGxH	Size	Part Number	LB/100	(P)	(L)	(J)
	6x4	Y03-00649G	1230	11.37	6.25	4.62		6x4	Y07-00643H	1380	2.30	10.00	11.50
	8x4	Y03-00849G	2270	12.62	7.25	4.87		8x4	Y07-00843H	2500	-.40	11.50	12.00
	8x6	Y03-00869G	2540	13.62	7.25	5.87		8x6	Y07-00863H	2890	1.10	12.75	15.00
	10x4	Y03-01049G	3680	13.75	8.25	5.12		10x4	Y07-01043H	3990	.70	13.00	12.50
	10x6	Y03-01069G	4030	14.75	8.25	6.12		10x6	Y07-01063H	4500	2.20	14.25	15.50
	10x8	Y03-01089G	4630	16.37	9.00	7.75		10x8	Y07-01083H	5210	4.20	15.25	19.50
	12x4	Y03-01249G	5860	15.87	9.25	6.37		12x4	Y07-01243H	6270	.90	14.50	15.00
	12x6	Y03-01269G	6370	16.87	9.25	7.37		12x6	Y07-01263H	6900	2.50	15.75	18.00
	12x8	Y03-01289G	7050	18.50	10.25	9.00		12x8	Y07-01283H	7820	4.40	16.75	22.00
12x10	Y03-12109G	7720	19.62	10.50	10.12	12x10	Y07-12103H	8750	5.90	19.25	25.00		
 C900 x HWS TEE GxGxG	Size	Part Number	LB/100	(C)	(H)	(D)	 C900 x SCH40 WYE GxGxG	Size	Part Number	LB/100	(P)	(L)	(J)
	6x4	Y03-00649G	1230	11.37	6.25	4.62		6x4	Y07-00643G	1430	2.30	9.50	11.50
	8x4	Y03-00849G	2270	12.62	7.25	4.87		8x4	Y07-00843G	2550	-.40	11.00	12.00
	8x6	Y03-00869G	2540	13.62	7.25	5.87		8x6	Y07-00863G	2990	1.10	12.50	15.00
	10x4	Y03-01049G	3680	13.75	8.25	5.12		10x4	Y07-01043G	4040	.70	12.50	12.50
	10x6	Y03-01069G	4030	14.75	8.25	6.12		10x6	Y07-01063G	4600	2.20	14.00	15.50
	10x8	Y03-01089G	4630	16.37	9.00	7.75		10x8	Y07-01083G	5340	4.20	14.75	19.50
	12x4	Y03-01249G	5860	15.87	9.25	6.37		12x4	Y07-01243G	6300	.90	14.00	15.00
	12x6	Y03-01269G	6370	16.87	9.25	7.37		12x6	Y07-01263G	6970	2.50	15.50	18.00
	12x8	Y03-01289G	7050	18.50	10.25	9.00		12x8	Y07-01283G	7950	4.40	16.25	22.00
12x10	Y03-12109G	7720	19.62	10.50	10.12	12x10	Y07-12103G	8930	5.90	19.25	25.00		



4" - 12" GASKETED CIOD SEWER FITTINGS

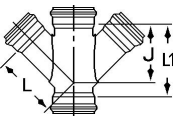
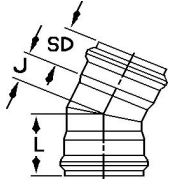
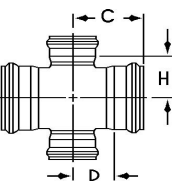
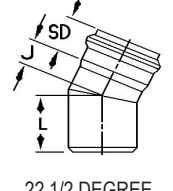
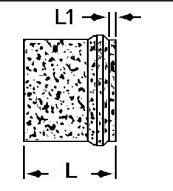
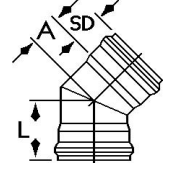
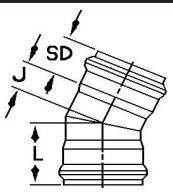
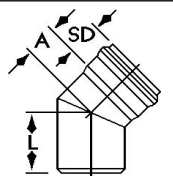
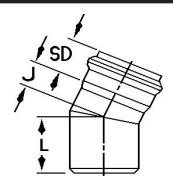
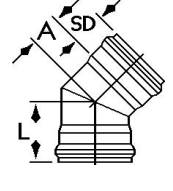

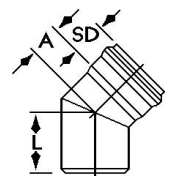
Fittings are manufactured from pipe that meets AWWA C900 DR18 specifications.
To be used for non-pressure applications only.

 C900 x HWS WYE GxGxG	Size	Part Number	LB/100	(P)	(L)	(J)	 T-Y GxGxG	Size	Part Number	LB/100	(J)	(L)	(L1)
	6x4	Y07-00649G	1340	2.30	9.00	11.50			6x4	Y13-0064	1600	8.40	7.75
8x4	Y07-00849G	2460	-.40	10.50	12.00		8x4	Y13-0084	2730	8.60	8.75	12.50	
8x6	Y07-00869G	2860	1.10	12.00	15.00		8x6	Y13-0086	3370	10.90	10.00	15.00	
10x4	Y07-01049G	3950	.70	12.00	12.50		10x4	Y13-0104	4240	8.90	9.75	13.00	
10x6	Y07-01069G	4470	2.20	13.50	15.50		10x6	Y13-0106	4980	11.20	11.00	15.50	
10x8	Y07-01089G	5250	4.20	15.00	19.50		10x8	Y13-0108	6230	14.25	12.25	19.50	
12x4	Y07-01249G	6210	.90	13.50	15.00		12x4	Y13-0124	6550	10.10	10.75	15.50	
12x6	Y07-01269G	6840	2.50	15.00	18.00		12x6	Y13-0126	7400	12.40	12.00	18.00	
12x8	Y07-01289G	7860	4.40	16.50	22.00		12x8	Y13-0128	8840	15.50	13.25	22.00	
12x10	Y07-12109G	8870	5.90	18.75	25.00		12x10	Y13-1210	10400	18.00	14.25	25.00	
 CAP G	Size	Part Number	LB/100	(F)	(SD)		 C900 x SCH40 T-Y GxGxH	Size	Part Number	LB/100	(J)	(L)	(L1)
	4	Y11-0004	300	3.90	6.00			6x4	Y13-00643H	1380	7.60	8.00	11.50
6	Y11-0006	715	5.25	6.75		8x4	Y13-00843H	2500	7.90	9.00	12.00		
8	Y11-0008	1440	5.75	7.75		8x6	Y13-00863H	2920	10.10	11.00	15.00		
10	Y11-0010	2575	6.25	8.63		10x4	Y13-01043H	4000	8.10	10.00	12.50		
12	Y11-0012	3865	6.50	9.50		10x6	Y13-01063H	4530	10.30	12.00	15.50		
14	Y11-0014	5865	9.25	9.75		10x8	Y13-01083H	5260	12.87	13.75	19.50		
16	Y11-0016	7560	9.50	10.00		12x4	Y13-01243H	6280	9.40	11.00	15.00		
18	Y11-0018	10600	9.25	11.75		12x6	Y13-01263H	6960	11.60	13.00	18.00		
20	Y11-0020		10.50	12.50		12x8	Y13-01283H	7870	14.12	14.75	22.00		
24	Y11-0024	23000	13.00	15.00		12x10	Y13-12103H	8700	16.37	16.62	25.00		
 CAP H	Size	Part Number	LB/100	(F)	(SD)		 C900 x SCH40 T-Y GxGxG	Size	Part Number	LB/100	(J)	(L)	(L1)
	4	HY11-0004	88	.64	1.80			6x4	Y13-00643G	1430	7.60	7.50	11.50
6	HY11-0006	239	.76	3.00		8x4	Y13-00843G	2550	7.90	8.50	12.00		
8	HY11-0008	442	.88	3.00		8x6	Y13-00863G	3020	10.10	10.00	15.00		
10	HY11-0010	700	1.12	3.00		10x4	Y13-01043G	4050	8.10	9.50	12.50		
12	HY11-0012	1107	1.23	3.00		10x6	Y13-01063G	4630	10.30	11.00	15.50		
						10x8	Y13-01083G	7030	12.87	12.50	19.50		
						12x4	Y13-01243G	6330	9.40	10.50	15.00		
						12x6	Y13-01263G	7060	11.60	12.00	18.00		
						12x8	Y13-01283G	8030	14.12	13.50	22.00		
						12x10	Y13-12103G	8920	16.37	17.00	25.00		
 PLUG SP	Size	Part Number	LB/100	(S)	(L)		 C900 x HWS T-Y GxGxG	Size	Part Number	LB/100	(J)	(L)	(L1)
	4	Y12-0004	270	8.00	10.44			6x4	Y13-00649G	1430	7.75	9.50	11.50
6	Y12-0006	585	8.00	11.75		8x4	Y13-00849G	2550	8.00	10.50	12.00		
8	Y12-0008	1350	9.75	13.62		8x6	Y13-00869G	3130	10.00	11.00	15.00		
10	Y12-0010	5035	11.00	15.00		10x4	Y13-01049G	4050	8.25	11.50	12.50		
12	Y12-0012	3080	13.00	17.25		10x6	Y13-01069G	4450	10.25	12.00	15.50		
14	Y12-0014	4350	10.00	15.50		10x8	Y13-01089G	5340	13.20	14.12	19.50		
16	Y12-0016	6130	13.50	17.50		12x4	Y13-01249G	6330	9.50	12.50	15.00		
18	Y12-0018	9115	12.75	19.00		12x6	Y13-01269G	6910	11.50	13.00	18.00		
20	Y12-0020	12000	12.00	19.00		12x8	Y13-01289G	7950	14.50	15.25	22.00		
24	Y12-0024	18000	16.00	22.00		12x10	Y13-12109G	8840	22.50	16.75	25.00		



4" - 12" GASKETED CIOD SEWER FITTINGS

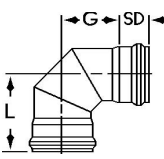
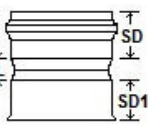
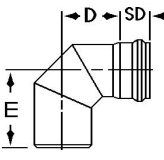
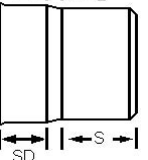
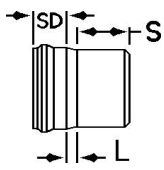
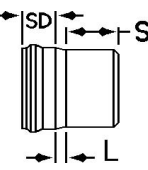
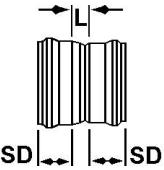
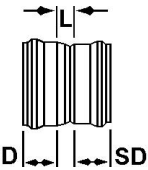
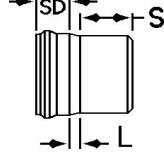
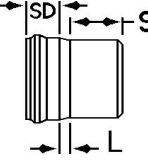
Fittings are manufactured from pipe that meets AWWA C900 DR18 specifications.
To be used for non-pressure applications only.

 <p>DOUBLE WYE GxGxGxG</p>	Size	Part Number	LB/100	(J)	(L)	(L1)	 <p>22 1/2 DEGREE EL GxG</p>	Size	Part Number	LB/100	(J)	(L)	(SD)
	6x4	Y15-0064	1830	9.45	10.12	12.00		4	Y17-0004	460	3.00	9.00	6.00
	8x4	Y15-0084	2960	10.75	11.62	12.50		6	Y17-0006	1070	3.75	10.50	6.75
	8x6	Y15-0086	3930	12.00	13.12	15.00		8	Y17-0008	2160	4.75	12.50	7.75
	10x4	Y15-0104	4480	12.00	13.00	13.00		10	Y17-0010	3570	4.87	13.50	8.62
	10x6	Y15-0106	5540	13.25	14.50	15.50		12	Y17-0012	5440	5.25	14.75	9.50
	10x8	Y15-0108	7330	15.25	15.75	19.50							
	12x4	Y15-0124	6780	14.25	14.50	15.50							
	12x6	Y15-0126	7970	15.50	16.00	18.00							
	12x8	Y15-0128	9940	17.50	17.25	22.00							
12x10	Y15-1210	12500	19.00	19.75	25.00								
 <p>CROSS GxGxGxG</p>	Size	Part Number	LB/100	(C)	(H)	(D)	 <p>22 1/2 DEGREE EL SxG</p>	Size	Part Number	LB/100	(J)	(L)	(SD)
	6x4	Y26-0064	1610	11.50	6.25	4.75		4	Y18-0004	360			6.00
	8x4	Y26-0084	2660	12.75	7.25	5.00		6	Y18-0006	860			6.75
	8x6	Y26-0086	3240	13.75	7.75	6.00		8	Y18-0008	1730			7.75
	10x4	Y26-0104	4080	15.75	8.00	8.00		10	Y18-0010	2900			8.62
	10x6	Y26-0106	4890	13.87	8.25	5.25		12	Y18-0012	4480			9.50
	10x8	Y26-0108	6190	16.37	9.00	7.75							
	12x4	Y26-0124	6270	16.00	9.25	6.50							
	12x6	Y26-0126	7170	17.00	9.75	7.50							
	12x8	Y26-0128	8610	18.50	10.00	9.00							
12x10	Y26-1210	9510	19.62	10.50	10.12								
 <p>MANHOLE ADAPTER</p>	Size	Part Number	LB/100	(L)	(L1)		 <p>30 DEGREE EL SxG</p>	Size	Part Number	LB/100	(A)	(L)	(SD)
	4	Y16-0004	170	6.00	1.50			4	Y61-0004	470			6.00
	6	Y16-0006	425	7.25	1.75			6	Y61-0006	1090			6.75
	8	Y16-0008	775	8.00	2.00			8	Y61-0008	2210			7.75
	10	Y16-0010	1200	8.00	2.25			10	Y61-0010	3660			8.62
	12	Y16-0012	1700	8.00	2.50			12	Y61-0012	5590			9.50
 <p>11 1/4 DEGREE EL GxG</p>	Size	Part Number	LB/100	(J)	(L)	(SD)	 <p>30 DEGREE EL SxG</p>	Size	Part Number	LB/100	(A)	(L)	(SD)
	4	Y59-0004	450	2.75	8.75	6.00		4	Y62-0004	370			6.00
	6	Y59-0006	1040	3.25	10.00	6.75		6	Y62-0006	880			6.75
	8	Y59-0008	2100	4.25	12.00	7.75		8	Y62-0008	1770			7.75
	10	Y59-0010	3450	4.37	13.00	8.62		10	Y62-0010	2970			8.62
	12	Y59-0012	5230	4.62	14.12	9.50		12	Y62-0012	4600			9.50
 <p>11 1/4 DEGREE EL SxG</p>	Size	Part Number	LB/100	(J)	(L)	(SD)	 <p>45 DEGREE EL GxG</p>	Size	Part Number	LB/100	(A)	(L)	(SD)
	4	Y60-0004	350			6.00		4	Y21-0004	485	3.50	9.50	6.00
	6	Y60-0006	830			6.75		6	Y21-0006	1140	4.37	11.12	6.75
	8	Y60-0008	1660			7.75		8	Y21-0008	2320	5.50	13.25	7.75
	10	Y60-0010	2760			8.62		10	Y21-0010	3890	6.12	14.75	8.62
	12	Y60-0012	4250			9.50		12	Y21-0012	5940	6.50	16.00	9.50
 <p>11 1/4 DEGREE EL SxG</p>	Size	Part Number	LB/100	(J)	(L)	(SD)	 <p>45 DEGREE EL SxG</p>	Size	Part Number	LB/100	(A)	(L)	(SD)
	4	Y60-0004	350			6.00		4	Y22-0004	460	3.50	10.50	6.00
	6	Y60-0006	830			6.75		6	Y22-0006	1100	4.37	12.12	6.75
	8	Y60-0008	1660			7.75		8	Y22-0008	2250	5.50	14.25	7.75
	10	Y60-0010	2760			8.62		10	Y22-0010	3760	6.12	15.75	8.62
	12	Y60-0012	4250			9.50		12	Y22-0012	5770	6.50	17.00	9.50



4" - 12" GASKETED CIOD SEWER FITTINGS

Fittings are manufactured from pipe that meets AWWA C900 DR18 specifications.
To be used for non-pressure applications only.

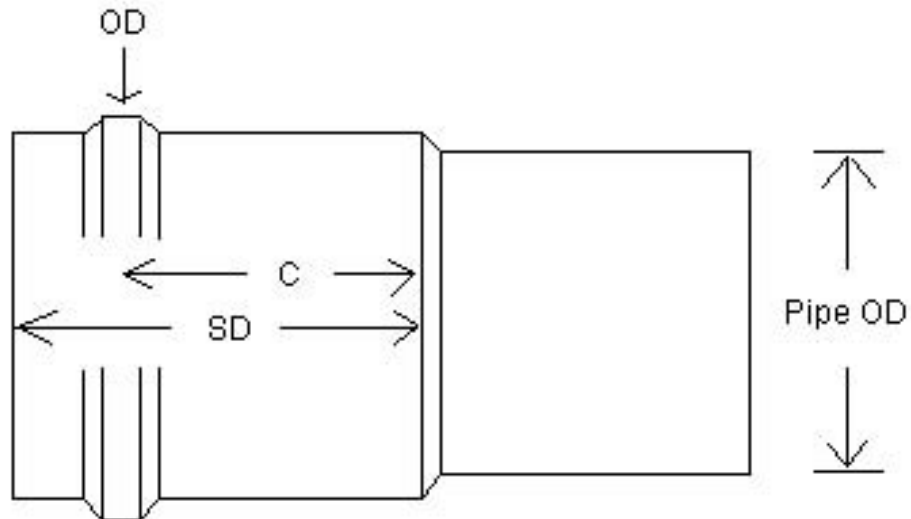
 <p>90 DEGREE EL GxG</p>	Size	Part Number	LB/100	(G)	(L)	(SD)	 <p>C900 GASKET x UR BELL ADAPTER</p>	Size	Part Number	LB/100	(L)	(SD1)	(SD)
	4	Y23-0004	620	8.00	14.00	6.00		8	Y80-00086B	870	3.50	4.25	7.75
	6	Y23-0006	1450	9.50	16.30	6.75		10	Y80-00106B	1540	4.00	5.00	8.62
	8	Y23-0008	2930	11.25	19.00	7.75		12	Y80-00126B	2470	4.50	6.25	9.50
	10	Y23-0010	4920	12.50	21.10	8.62							
	12	Y23-0012	7540	13.50	23.00	9.50							
 <p>90 DEGREE EL SxG</p>	Size	Part Number	LB/100	(D)	(E)	(SD)	 <p>C900 SPIGOT x UR BELL ADAPTER</p>	Size	Part Number	LB/100	(L)	(S)	(SD)
	4	Y24-0004	590	8.00	15.00	6.00		8	Y79-00086B	900	2.00	8.50	4.25
	6	Y24-0006	1410	9.50	17.30	6.75		10	Y79-00106B	1540	2.25	9.50	5.00
	8	Y24-0008	2860	11.25	20.00	7.75		12	Y79-00126B	2510	2.50	10.50	6.25
	10	Y24-0010	4790	12.50	22.10	8.62							
	12	Y24-0012	7370	13.50	24.00	9.50							
 <p>C900 SPIGOT x HWS GASKET ADAPTER</p>	Size	Part Number	LB/100	(L)	(S)	(SD)	 <p>C900 SPIGOT x SCH40 GASKET ADAPTER</p>	Size	Part Number	LB/100	(L)	(S)	(SD)
	4	Y79-00049G	190	1.00	7.00	2.75		4	Y79-00043G	220	1.25	7.00	4.50
	6	Y79-00069G	440	1.00	7.50	3.75		6	Y79-00063G	520	1.50	7.50	5.00
	8	Y79-00089G	920	1.75	8.50	4.37		8	Y79-00083G	990	2.00	8.50	5.75
	10	Y79-00109G	1520	2.00	9.50	5.00		10	Y79-00103G	1610	2.25	9.50	6.00
	12	Y79-00129G	2260	2.00	10.50	5.00		12	Y79-00123G	2440	2.50	10.50	6.25
 <p>C900 GASKET x HWS GASKET ADAPTER</p>	Size	Part Number	LB/100	(L)	(SD1)	(SD)	 <p>C900 GASKET x SCH40 GASKET ADAPTER</p>	Size	Part Number	LB/100	(L)	(SD1)	(SD)
	4	Y80-00049G	180	2.25	2.75	6.00		4	Y80-00043G	300	2.50	4.50	6.00
	6	Y80-00069G	430	2.25	3.75	6.75		6	Y80-00063G	580	2.50	5.00	6.75
	8	Y80-00089G	900	3.25	4.37	7.75		8	Y80-00083G	1000	3.50	5.75	7.75
	10	Y80-00109G	1560	3.75	5.00	8.62		10	Y80-00103G	1530	4.00	6.00	8.62
	12	Y80-00129G	2290	4.00	5.00	9.50		12	Y80-00123G	2170	4.50	6.25	9.50
 <p>C900 GASKET x HWS SPIGOT ADAPTER</p>	Size	Part Number	LB/100	(L)	(S)	(SD)	 <p>C900 GASKET x SCH40 SPIGOT ADAPTER</p>	Size	Part Number	LB/100	(L)	(S)	(SD)
	4	Y81-00049S	170	1.25	4.00	6.00		4	Y81-00043S	240	1.25	4.00	6.00
	6	Y81-00069S	380	1.25	4.50	6.75		6	Y81-00063S	500	1.25	6.00	6.75
	8	Y81-00089S	780	1.50	5.00	7.75		8	Y81-00083S	830	1.50	6.00	7.75
	10	Y81-00109S	1420	1.75	6.50	8.62		10	Y81-00103S	1360	1.75	7.50	8.62
	12	Y81-00129S	2100	2.00	6.50	9.50		12	Y81-00123S	2330	2.00	8.50	9.50



4" - 12" GASKETED CIOD SEWER FITTINGS

SOCKET AND PIPE DIMENSIONS

SIZE	GASKETED SOCKET			PIPE	MINIMUM WALL THICKNESS		
	SD	OD	C	AVE. OD	DR25	DR18	DR14
4"	6.00	6.25	4.25	4.800	.192	.267	.343
6"	6.75	8.50	4.75	6.900	.276	.383	.493
8"	7.75	11.00	5.50	9.050	.362	.503	.646
10"	8.62	13.50	6.12	11.100	.444	.617	.793
12"	9.50		6.50	13.200	.528	.733	.943
14"	9.75			15.300	.612	.850	
16"	10.00			17.400	.696	.967	
18"				19.500	.780	1.083	
20"				21.600	.864	1.200	
24"				25.800	1.032	1.433	
30"				32.000	1.280	1.778	
36"				38.300	1.532		



***IF YOU NEED IT,
WE HAVE IT --
OR WE'LL MAKE IT FOR
YOU!***

***We are in business to take
care of you,
OUR CUSTOMERS!***

***PHONE: 1-800-437-4670
FAX: 1-800-822-6989***